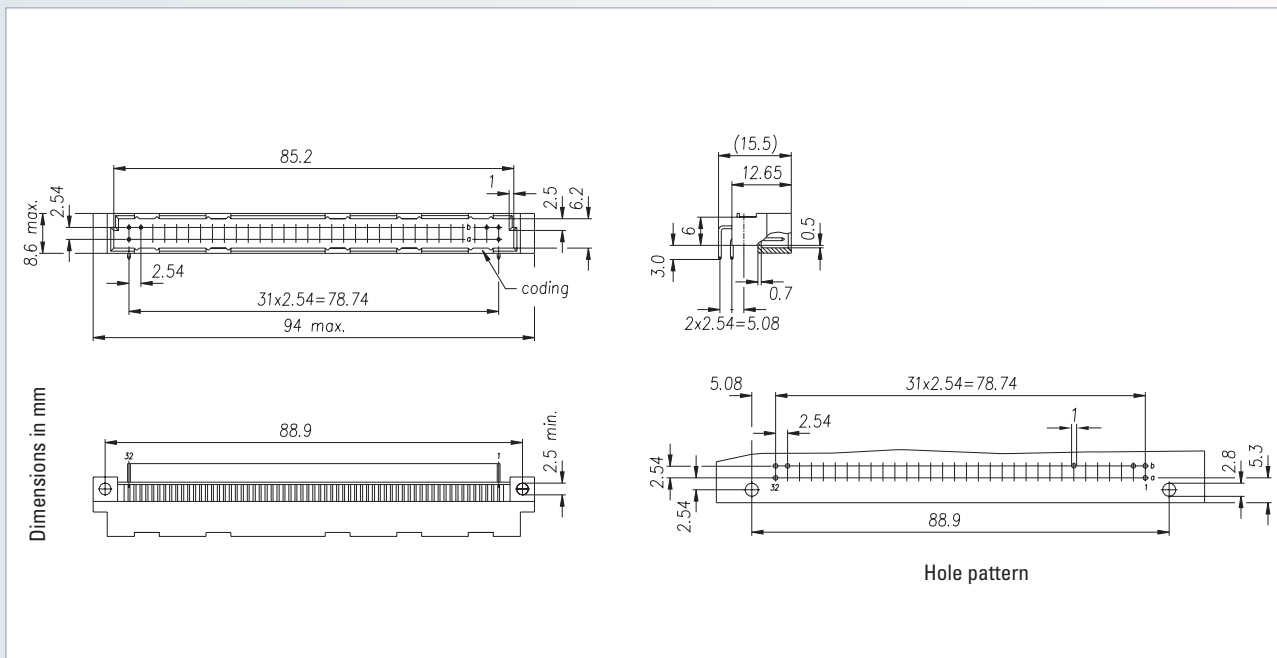
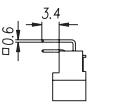
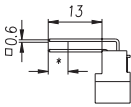
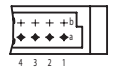
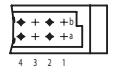
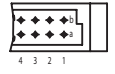


Connectors according to DIN 41612 / IEC 60603-2


Type B

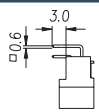
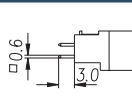
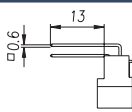
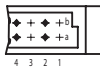
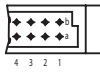
Male connector



No. of contacts	Contact arrangement	Press-fit technology – Performance level II	
		Termination length	
			
Part number			
32		101-60004	101-65005
32		101-60014	101-65015
64		101-60064	101-65065

Accessories – Press-fit tool (see page 206) – Support tool (see page 207) – Coding accessories (see page 160)	On request – Performance levels I + III or customer-specific – Special contact length	Options – Contact arrangement (see page 162)
Note – * Rear mating zone Ni, Au		



No. of contacts	Contact arrangement	Solder technology – Performance level II		
		Termination length		
				
Part number				
32		101-40024	101-40025	101-40044
64		101-40064	101-40065	101-40074

<p>Accessories</p> <ul style="list-style-type: none"> – Coding accessories (see page 160) 	<p>On request</p> <ul style="list-style-type: none"> – Performance levels I + III or customer-specific – Special contact length – Also in THTR 	<p>Options</p> <ul style="list-style-type: none"> – Board lock (see page 159) – Contact arrangement (see page 162)
---	--	---