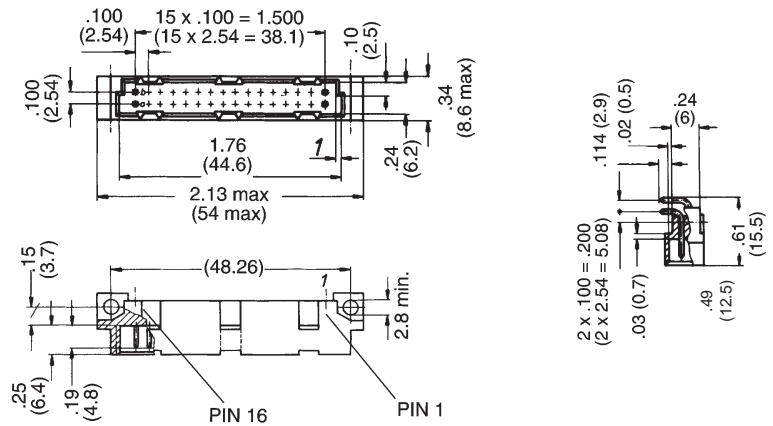
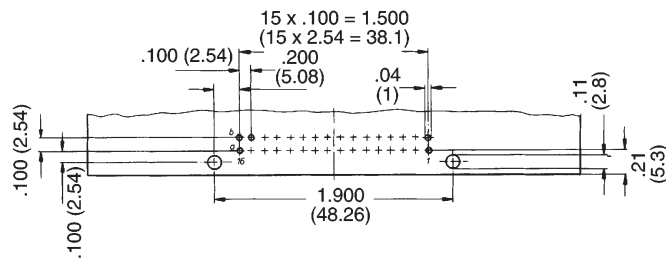


**Type 1/2 B —  
Series 100**

**32 Contact Male Connectors  
— Two Row**



**Printed Circuit Layout**



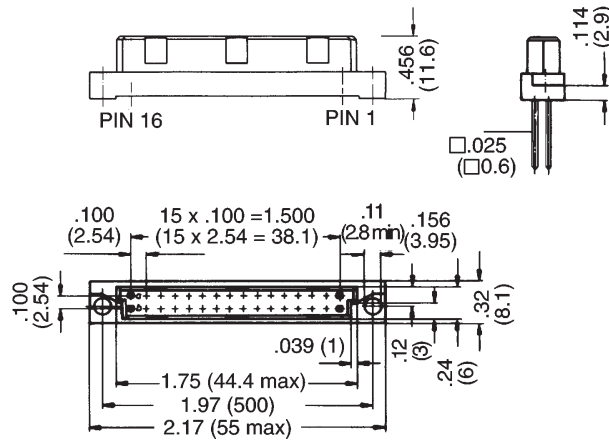
**Part Numbers**

No. of Contacts	Contact Arrangement	Performance Level	Termination Methods		
32	Fully equipped	2	100-632-033**	100-632-133	100-632-031*
		3	100-632-053	100-632-153	100-632-051

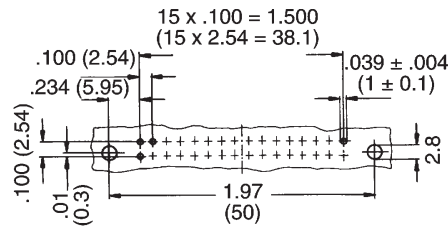
\* Contact Factory For Availability \*\* Available With Mounting Clip (See Page 90) Add Suffix "B"

**Type 1/2 B —  
Series 100**

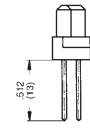
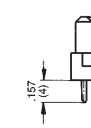
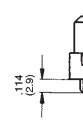
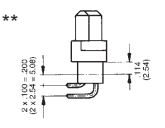
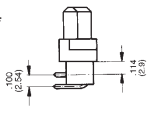
**32 Contact Female  
Connectors — Two Row**



**Printed Circuit Layout - Straight Tail Version**



**Part Numbers**

No. of Contacts	Contact Arrangement	Performance Level	Termination Methods				
						** 	** 
32	Fully Equipped	2	100-632-431*	100-632-432	100-632-433	100-632-533	100-632-633*
		3	100-632-451	100-632-452	100-632-453	100-632-553*	100-632-653

\* Contact Factory For Availability    \*\* Printed Circuit Layout On Page 68