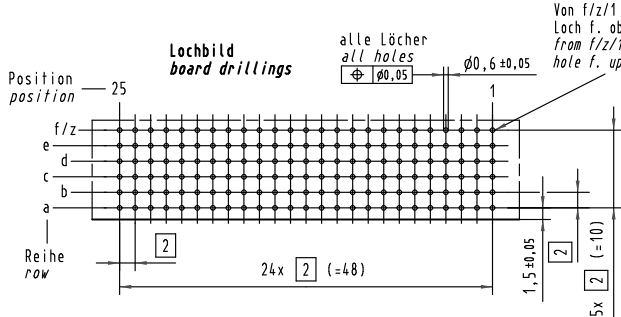
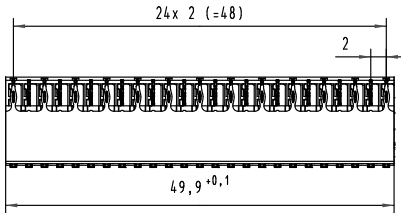
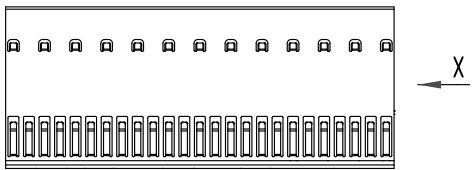
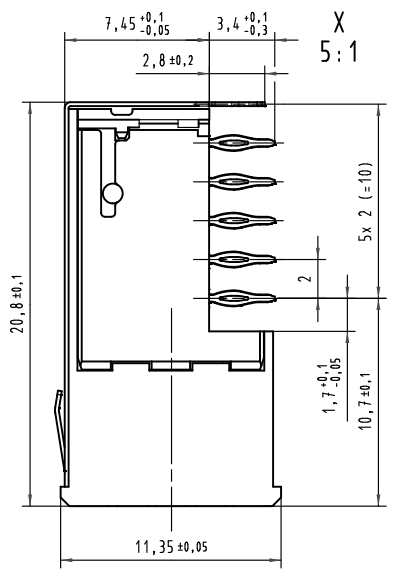
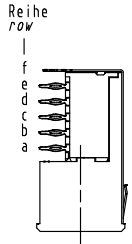
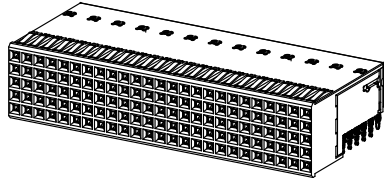
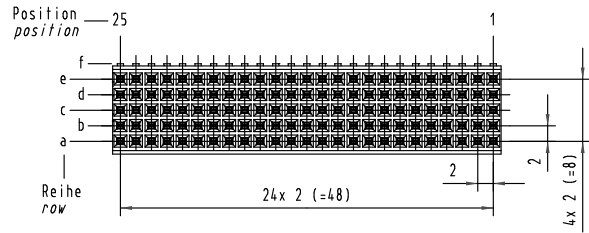
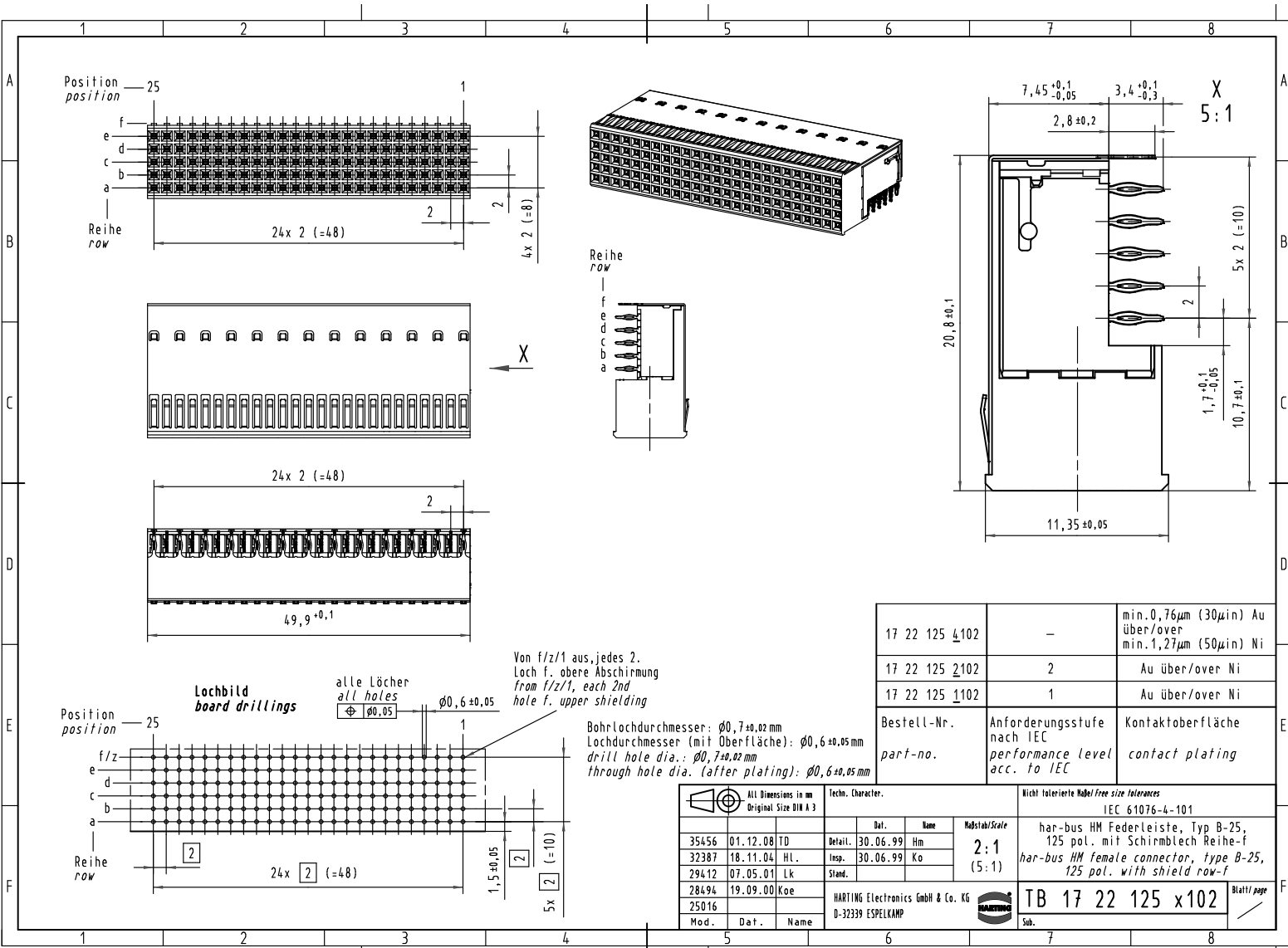


Alle Rechte vorbehalten. All rights reserved.



17 22 125 4102	—	min. 0,76 μm (30 μin) Au über/over min. 1,27 μm (50 μin) Ni
17 22 125 2102	2	Au über/over Ni
17 22 125 1102	1	Au über/over Ni
Bestell-Nr. part-no.	Anforderungsstufe nach IEC performance level acc. to IEC	Kontaktoberfläche contact plating

All Dimensions in mm Original Size DIN A 3			Techn. Character.			Nicht tolerierte Maß/Free size tolerances IEC 61076-4-101	
Mod.	Dat.	Name	Dat.	Name	Maßstab/Scale	har-bus HM Federleiste, Typ B-25, 125 pol. mit Schirmblech Reihe-f har-bus HM female connector, type B-25, 125 pol. with shield row-f	
35456	01.12.08	TD	Detail.	30.06.99	Hm	2:1 (5:1)	
32387	18.11.04	HL	Insp.	30.06.99	Ko		
29412	07.05.01	Lk	Stand.				
28494	19.09.00	Koe	HARTING Electronics GmbH & Co. KG			TB 17 22 125 x102	Blatt/page
25016			D-32339 ESPELKAMP				