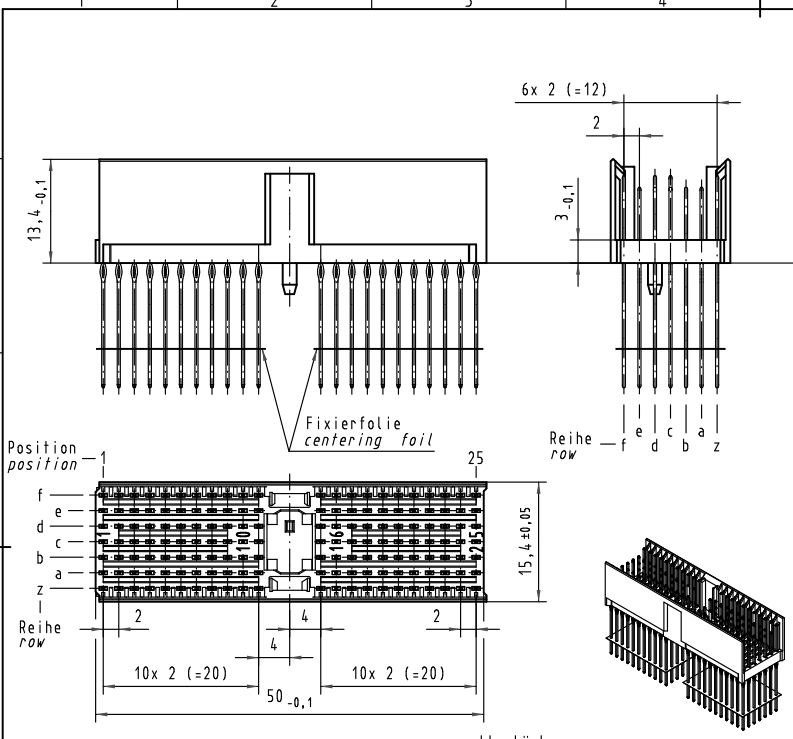

Kontakt-Maße
contact dimensions

(Längen der Steck- und Anschlußseite gelten für eingepreßte Steckverbinder)
(mating and termination length of contacts apply to pressed in connectors)

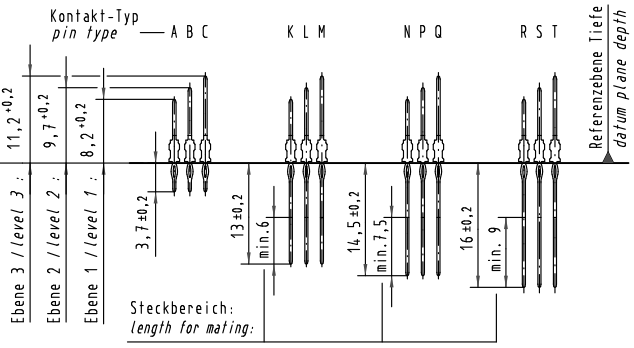

Kontaktbelegung
contact loading

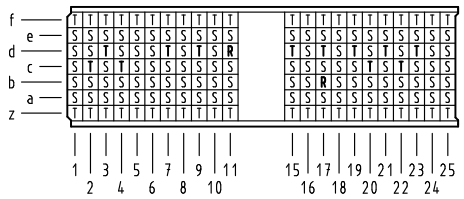

Lochbild
board drillings

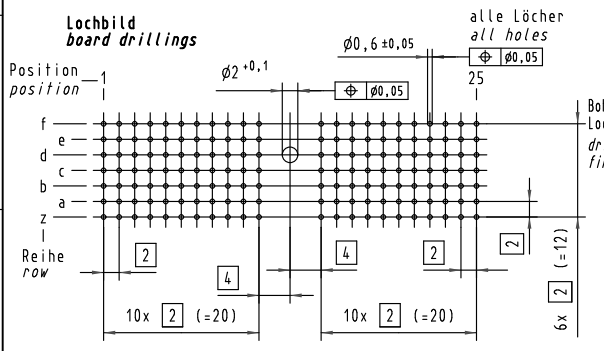

Bohrlochdurchmesser: ø 0,7 ±0,02mm
Lochdurchmesser (mit Oberfläche): ø 0,6 ±0,05mm
drill hole dia.: ø 0,7 ±0,02mm
finished hole dia. (after plating): ø 0,6 ±0,05mm

Bestell-Nr. *part-no.*	Anforderungsstufe nach IEC *performance level acc. to IEC*	Kontaktoberfläche *contact plating*
17 01 154 4603	-	min. 0,127µm Au over min. 0,635µm (25µin) PdNi over min. 1,27µm (50µin) Ni
17 01 154 2603	2	Au flash over PdNi over Ni
17 01 154 1603	1	Au flash over PdNi over Ni

All Dimensions in mm
Original Size DIN A 3

Techn. Character.

	Dat.	Name
Detail.	09.11.99	Hl.
Insp.	09.11.99	Pa.
Stand.		

Maßstab/*Scale* 2 : 1

Nicht tolerierte Maße/*Free size tolerances*
IEC 61076-4-101

har-bus HM Messerleiste Typ A
154pol.,Anschlußlänge 16mm
har-bus HM male connector type A
154pol.,termination length 16mm

Mod.	Dat.	Name
34337	16.05.07	Cla
29375	29.03.01	Hl.
26851		

HARTING Electronics GmbH & Co. KG
D-32339 ESPELKAMP

TB 17 01 154 x603

Blatt/*page* /

Sub.

Alle Rechte vorbehalten/ *All rights reserved*

Downloaded from Elcodis.com electronic components distributor