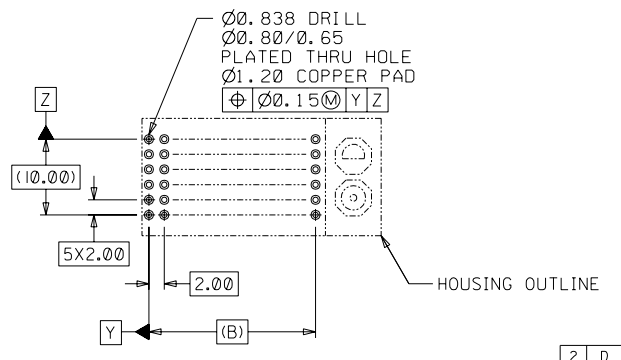
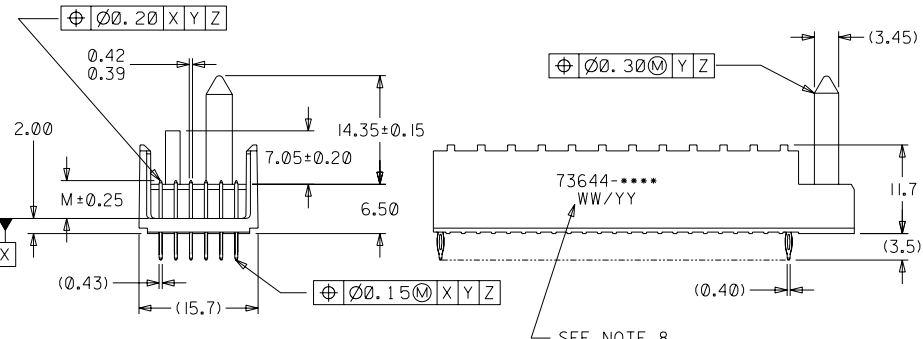
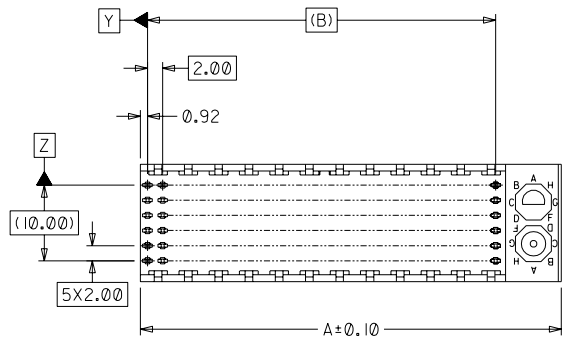
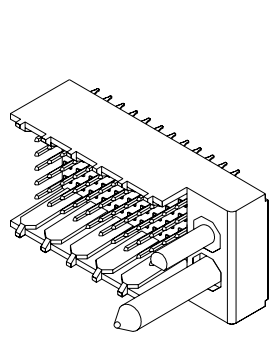


- NOTES:**
1. MATERIALS: HOUSING - LIQUID CRYSTAL POLYMER (LCP), GLASS-FILLED, UL94V-0, COLOR: BLACK, TERMINAL - PHOSPHOR BRONZE.
 2. FINISHES: SELECTIVE GOLD (Au) IN CONTACT AREA, 0.00076mm MINIMUM THICKNESS; NICKEL (Ni) AND GOLD FLASH OVERALL SELECTIVE GOLD (Au) IN CONTACT AREA, 0.00076mm MIN. THICKNESS; SELECTIVE TIN/LEAD (Sb/Pb) IN TAIL AREA; NICKEL (Ni) OVERALL.
 3. THIS PART CONFORMS TO MOLEX PRODUCT SPECIFICATION PS-73670-9999.
 4. FOR MIXED CONTACT MATING LENGTHS, CONSULT FACTORY FOR AVAILABILITY.
 5. DIMENSIONS ARE IN MILLIMETERS.
 6. FOR SPECIFIC MATERIAL NUMBERS, REFER TO SHEET 2.
 7. PACKAGE PER PK-70873-0818.
 8. PARTS MARKED WITH PART NUMBER AND DATE CODE, ON EITHER SIDE, APPROXIMATELY WHERE SHOWN.



PCB LAYOUT: COMPONENT SIDE
RECOMMENDED PCB THICKNESS: 2.50 MIN

2	D
1	J
MFG.	SH.
	REV.

SEE NOTE 8

		I	REVISED ECR UDT2000-0348 BINGHAM 99/10/12
		H	REVISED ECR UDT1999-0662 BINGHAM 99/05/18
J	REVISED ECR UCP2003-2260 THOMAS 03/04/25	G	REVISED ECR UDT1999-0476 BINGHAM 98/12/21
LTR.	REVISIONS	LTR.	REVISIONS

DIMENSIONS SHOWN (METRIC) INCH UNLESS OTHERWISE SPECIFIED TOLERANCES: ANGULAR ± 1/2°		▽ = 0	▼ = 0	REVISE ONLY ON CAD SYSTEM												
<table border="1"> <tr> <th></th> <th>INCH</th> <th>METRIC</th> </tr> <tr> <td>3 PLACE</td> <td>± N/A</td> <td>---</td> </tr> <tr> <td>2 PLACE</td> <td>± N/A</td> <td>± 0.05</td> </tr> <tr> <td>1 PLACE</td> <td>---</td> <td>± 0.10</td> </tr> </table>			INCH	METRIC	3 PLACE	± N/A	---	2 PLACE	± N/A	± 0.05	1 PLACE	---	± 0.10	TITLE SALES ASSY, HDM BACKPLANE MODULE, POLAR/GUIDE OPTION		
	INCH	METRIC														
3 PLACE	± N/A	---														
2 PLACE	± N/A	± 0.05														
1 PLACE	---	± 0.10														
DRAFT WHERE APPLICABLE MUST REMAIN WITHIN DIMENSIONS		MOLEX INCORPORATED SHEET NO. DATE LITTLEILL. 60932 U.S.A. 1 OF 2 96/12/18														
DRWG. BY: JRR CHK'D. BY: SMR		PART NO. SEE CHART DRWG. NO. SDA-73644-****														
APP'D. BY: CAB SCALE: 2:1		FILE NAME: S73644X1 DIV. SIZE DGN THIS DRAWING CONTAINS INFORMATION THAT IS PROPRIETARY TO MOLEX INC. AND SHOULD NOT BE USED WITHOUT WRITTEN PERMISSION. DA B														

MATERIAL NUMBER	NUMBER OF SIGNAL CONTACTS	PLATING	DIM "A"	DIM "B"	DIM "M"
73644-00**	72	SELECTIVE GOLD/GOLD FLASH	31.60	22.00	5.00
73644-01**	72	SELECTIVE GOLD/GOLD FLASH	31.60	22.00	5.50
73644-02**	72	SELECTIVE GOLD/GOLD FLASH	31.60	22.00	6.00
73644-10**	144	SELECTIVE GOLD/GOLD FLASH	55.60	46.00	5.00
73644-11**	144	SELECTIVE GOLD/GOLD FLASH	55.60	46.00	5.50
73644-12**	144	SELECTIVE GOLD/GOLD FLASH	55.60	46.00	6.00
73644-20**	72	SELECTIVE GOLD/SELECTIVE TIN-LEAD	31.60	22.00	5.00
73644-21**	72	SELECTIVE GOLD/SELECTIVE TIN-LEAD	31.60	22.00	5.50
73644-22**	72	SELECTIVE GOLD/SELECTIVE TIN-LEAD	31.60	22.00	6.00
73644-30**	144	SELECTIVE GOLD/SELECTIVE TIN-LEAD	55.60	46.00	5.00
73644-31**	144	SELECTIVE GOLD/SELECTIVE TIN-LEAD	55.60	46.00	5.50
73644-32**	144	SELECTIVE GOLD/SELECTIVE TIN-LEAD	55.60	46.00	6.00

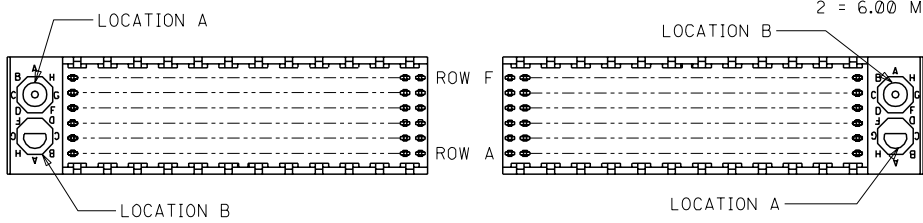
MATERIAL NUMBER ASSIGNMENT

73644- * * * *

- 0 = 72-CIRCUIT, GOLD/GOLD FLASH
- 1 = 144-CIRCUIT, GOLD/GOLD FLASH
- 2 = 72-CIRCUIT, GOLD/TIN-LEAD
- 3 = 144-CIRCUIT, GOLD/TIN-LEAD

- 0 = 5.00 MATING LENGTH
- 1 = 5.50 MATING LENGTH
- 2 = 6.00 MATING LENGTH

NUMBER	GUIDE POST LOCATION	POLAR KEY POSITION
00	B	
01	A	A
02	B	
03	A	B
04	B	
05	A	C
06	B	
07	A	D
08	B	
09	A	E
10	B	F
11	A	
12	B	G
13	A	
14	B	H
15	A	
16	B	
17	A	N/A
18	N/A	



REF. MATERIAL NUMBER 73644-0009
GUIDE PIN IS IN LOCATION A
POLARIZING KEY IS IN LOCATION B, POSITION E

REF. MATERIAL NUMBER 73644-0008
GUIDE PIN IS IN LOCATION B
POLARIZING KEY IS IN LOCATION A, POSITION E

DIMENSIONS SHOWN (METRIC) INCH	
UNLESS OTHERWISE SPECIFIED TOLERANCES: ANGULAR ± 1/2°	
INCH	METRIC
3 PLACE ± N/A	---
2 PLACE ± N/A	± N/A
1 PLACE ---	± N/A

DRAFT WHERE APPLICABLE MUST REMAIN WITHIN DIMENSIONS

DRWG. BY: JRR	CHK'D. BY: SMR
APP'D. BY: CAB	SCALE: --:--

▽ = 0 ▽ = 0 REVISE ONLY ON CAD SYSTEM

TITLE: SALES ASSY, HDM BACKPLANE MODULE, POLAR/GUIDE OPTION

MOLEX INCORPORATED SHEET NO. 2 DATE 96/12/18
LITTLEJILL, 68532 U.S.A.

PART NO. SEE CHART DRWG. NO. SDA-73644-****

FILE NAME: S73644X2.DGN THIS DRAWING CONTAINS INFORMATION THAT IS PROPRIETARY TO MOLEX INC. AND SHOULD NOT BE USED WITHOUT WRITTEN PERMISSION

DIV. DA SIZE B