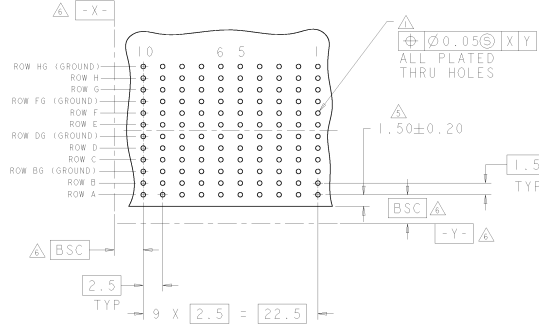
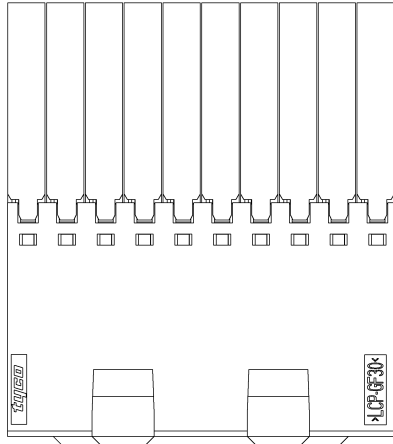
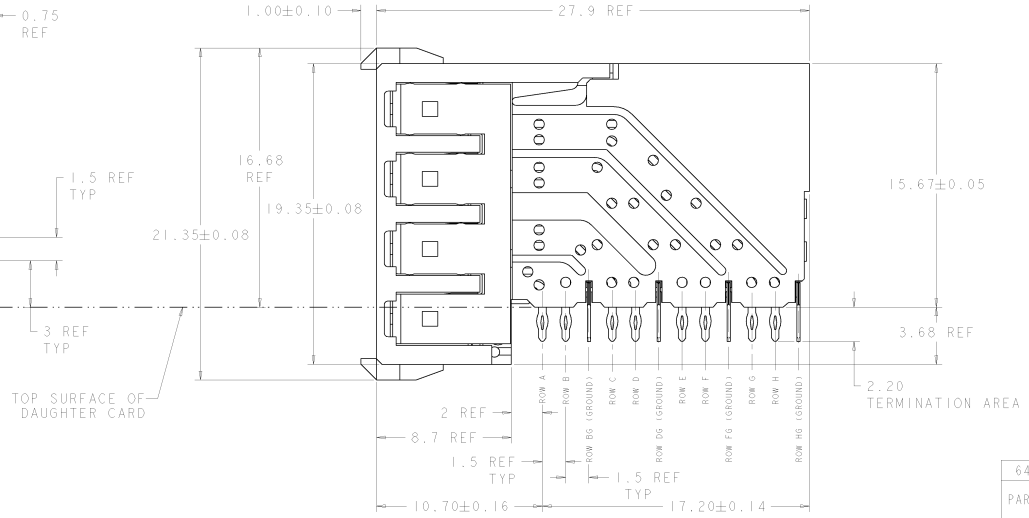
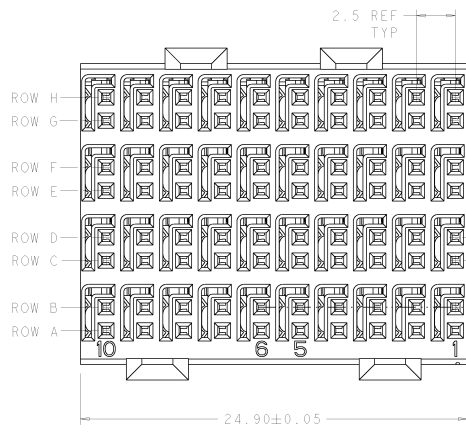


REV	DATE	DESCRIPTION	BY	CHKD	APPD
00					
01		RELEASED PER 6312-0324-04			



RECOMMENDED PC BOARD LAYOUT,
DAUGHTER BOARD,
COMPONENT SIDE SHOWN
SCALE 4:1

- △ REFERENCE APPLICATION SPEC 114-13059 FOR RECOMMENDED PLATED THRU HOLE DIAMETER AND PLATING THICKNESSES.
- △ MATERIAL:
SHIELD - PHOSPHOR BRONZE
CONTACT - COPPER-NICKEL-SILICON
HOUSING, CHICKLET AND CHICKLET COVER - GLASS FILLED POLYESTER
- △ FINISH: CONTACT AND SHIELD
MATING AREA - 0.76µm MIN GOLD OVER 1.27µm MIN NICKEL
COMPLIANT PIN AREA - 0.5µm MIN TIN OVER 1.27µm MIN NICKEL
- △ CONNECTOR MARKED WITH PART NUMBER AND DATE CODE IN APPROXIMATE AREA SHOWN
- △ DIMENSION APPLIES TO CENTERLINE OF THRU HOLE.
- △ DATUMS AND BASIC DIMENSIONS ESTABLISHED BY CUSTOMER.
- 7. CONTACT AREA LUBRICATED WITH BELLCORE APPROVED LUBRICANT. TECHNICAL REFERENCE: 6R-1217-CORE, ISSUE 1, NOVEMBER 1995.



6469001-1
PART NUMBER

<p>REVISIONS</p> <p>REV 01</p> <p>DATE</p> <p>DESCRIPTION</p> <p>BY</p> <p>CHKD</p> <p>APPD</p>	<p>DATE</p> <p>DESCRIPTION</p> <p>BY</p> <p>CHKD</p> <p>APPD</p>	<p>DATE</p> <p>DESCRIPTION</p> <p>BY</p> <p>CHKD</p> <p>APPD</p>	<p>DATE</p> <p>DESCRIPTION</p> <p>BY</p> <p>CHKD</p> <p>APPD</p>
---	--	--	--