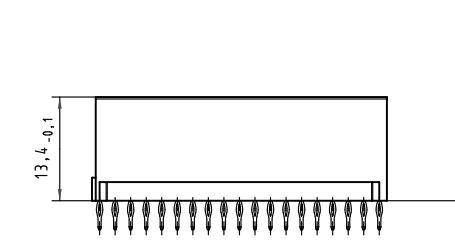


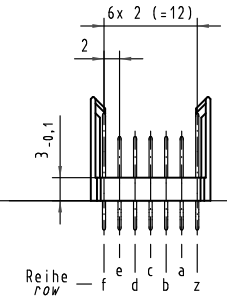


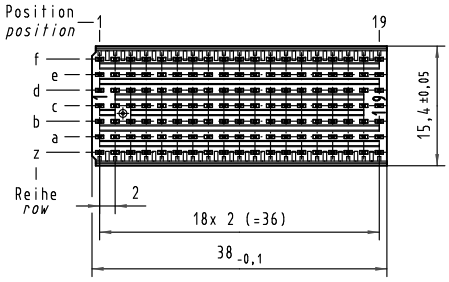


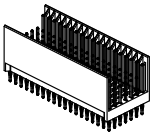

## Kontakt-Maße
## *contact dimensions*

(Längen der Steck- und Anschlußseite gelten für eingepreßte Steckverbinder)
*(mating and termination length of contacts apply to pressed in connectors)*

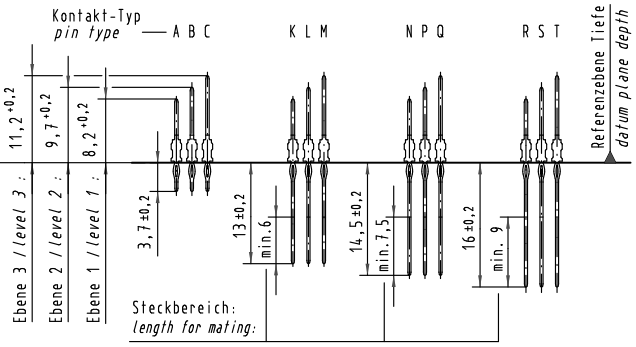


## Kontaktbelegung
## *contact loading*

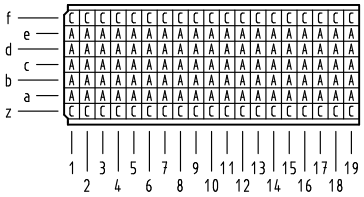


## Lochbild
## *board drillings*

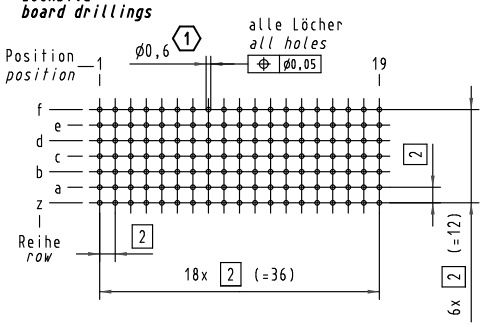


1 Empfohlener Lochaufbau und weitere Informationen siehe: DS 17 00 110 0101
*recommended configuration of plated through holes and further information see: DS 17 00 110 0101*

| | |
|---|---|
| 17 05 133 4201 | S4 |
| 17 05 133 2201 | 2 |
| 17 05 133 1201 | 1 |
| Bestell-Nr. *part-no.* | Anforderungsstufe *performance level* 1 |

All Dimensions in mm
Original Size DIN A 3

Techn. Character.

| | Dat. | Name |
|---|---|---|
| Detail. | 28.08.98 | Hl. |
| Insp. | 28.08.98 | Wei. |
| Stand. | | |

Maßstab/*Scale* 2 : 1

Nicht tolerierte Maße/*Free size tolerances* IEC 61076-4-101

| Mod. | Dat. | Name |
|---|---|---|
| 35967 | 08.01.10 | Hage. |
| 34337 | 22.05.07 | Cla |
| 29392 | 08.03.01 | Rie. |
| 24611 | | |

HARTING Electronics GmbH & Co. KG
D-32339 ESPELKAMP

har-bus HM Messerleiste Typ B-19
133pol.,Anschußlänge 3,7mm
*har-bus HM male connector type B-19*
*133pol.,termination length 3,7mm*

TB 17 05 133 x201

Blatt/*page* /

Sub.

Alle Rechte vorbehalten/ *All rights reserved*

Downloaded from Elcodis.com electronic components distributor