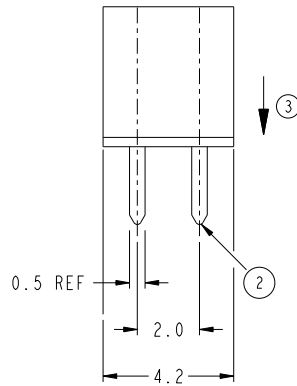
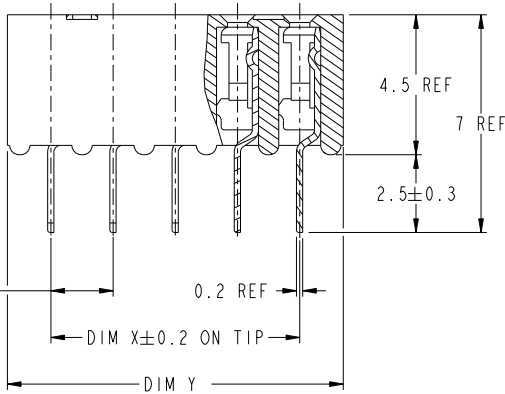
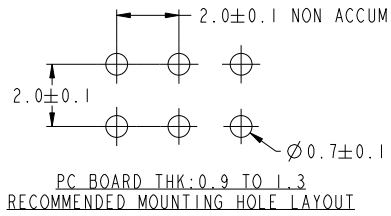
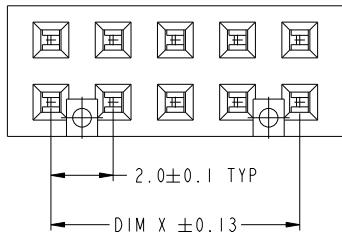


I 2 3 4



2.00±0.15 ON TIP TYP

0.2 REF

0.5 REF

DIM X ±0.2 ON TIP

DIM Y

CONFIDENTIAL

www.fciconnect.com		surface ISO 1302	tolerance std ISO 406 ISO 1101	projection ISO 1101	MM
		TOLERANCES UNLESS OTHERWISE SPECIFIED			
Dr	JANET	2000-05-30	ANGULAR	0.X	±
Eng	JPEH	2006-06-07	LINEAR	0.XX	±0.25
Chr	KH LEE	2009-08-25	0° ±*	0.XXX	±
Appr	JOEY NG	2009-08-25	Product family		ECN S09-0253
					Spec ref -
MINITEK II VCC (HTP)			63453		Rev. F
CUSTOMER					sheet 1 of 2

rev	ecn no	dr	date
A	S90114	BSL	1999-06-28
B	S00100	SCT	2000-05-30
C	S04-0116	JPEH	2004-06-07
D	S04-0260	KBM	2004-12-02
E	S06-0236	KHL	2006-07-17
F	S09-0252	SM	2009-08-25
-	-	-	-

Copyright FCI

REV F - 2009-04-17

I 2 3 4

FDM: Rev:F STATUS:Released Printed: Dec 21, 2010

PRODUCT NO	PRODUCT NO	POS	DIM X	DIM Y
63453-X04	63453-X04LF (8)	2X2	2	4.8
X06	X06LF ↑	2X3	4	6.8
X08	X08LF	2X4	6	8.8
X10	X10LF	2X5	8	10.8
X12	X12LF	2X6	10	12.8
X14	X14LF	2X7	12	14.8
X16	X16LF	2X8	14	16.8
X18	X18LF	2X9	16	18.8
X20	X20LF	2X10	18	20.8
X22	X22LF	2X11	20	22.8
X24	X24LF	2X12	22	24.8
X26	X26LF	2X13	24	26.8
X28	X28LF	2X14	26	28.8
X30	X30LF	2X15	28	30.8
X32	X32LF	2X16	30	32.8
X34	X34LF	2X17	32	34.8
X36	X36LF	2X18	34	36.8
X38	X38LF	2X19	36	38.8
X40	X40LF	2X20	38	40.8
X42	X42LF	2X21	40	42.8
X44	X44LF	2X22	42	44.8
X46	X46LF	2X23	44	46.8
X48	X48LF ↓	2X24	46	48.8
X50	X50LF (8)	2X25	48	50.8

PART NUMBER INFORMATION



NOTES:

- MATERIAL :
BODY : GLASS FILLED PCT UL 94V-0 BLACK
TERMINAL : PHOSPHOR BRONZE
- CUT SURFACE IS UNPLATED
- TERMINAL RETENTION FORCE 0.5 Kg MIN
- TOLERANCE UNLESS OTHERWISE NOTED ±0.25
- FOR 63453-XI6TR ONLY (TAPE AND REEL PACKAGING)
A PICK-UP CAP IS PROVIDED IN THE CENTRE OF THE PRODUCT (SEE FIG.1) FOR PICK AND PLACE APPLICATION.
PICK-UP CAP TIGHTNESS IS 7LB MAX.
- THE HOUSING WILL WITHSTAND EXPOSURE TO 255° C PEAK TEMPERATURE FOR 10 SECONDS IN A CONVECTION, INFRA-RED OR VAPOR PHASE REFLOW OVEN.
- THE HOUSING WILL WITHSTAND EXPOSURE TO 260°C PEAK TEMPERATURE FOR 10 SECONDS IN A WAVE SOLDER APPLICATION WITH A 1.57MM MINIMUM THICK CIRCUIT BOARD.
- THIS PRODUCT MEETS EUROPEAN UNION DIRECTIVES AND OTHER COUNTRY REGULATIONS AS DESCRIBED IN GS-22-008.
- A ⚠ SYMBOL WILL BE NEXT TO ANY DIMENSION, VIEW OR NOTE WHICH HAS BEEN MODIFIED WITH THE CURRENT DRAWING REVISION.

PLATING	DESCRIPTION
0	0.2 μm Au
1	0.76 μm Au
2	UNASSIGNED
3	0.38 μm Au

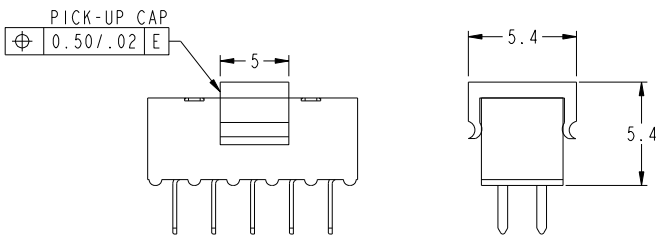


FIG 1

CONFIDENTIAL					
Material	-	Spec ref	-	projection	MM
Mat code	-	surface	✓	tolerance	ISO 406
Heatreat	-				ISO 1101
Plating/Finish	-			size	A3
Dr	JANET	2000-05-30		Model Name	63453
Eng	JPEH	2006-06-07		Product family	MINITEK
Chr	KH LEE	2009-08-25		Model Revision	-
Appr	JOEY NG	2009-08-25		REL Level	-
FCI		title		63453	
MINITEK II		VCC (HTP)		F	
Pro/E file	catalog no	CUSTOMER		sheet 2 of 2	