

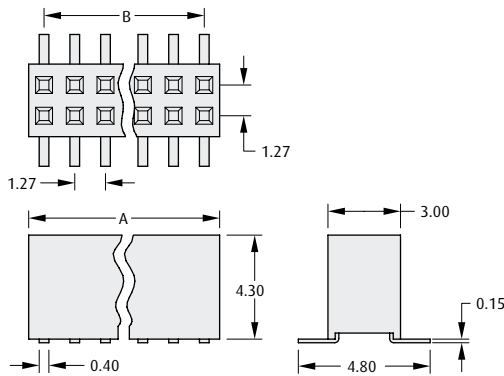
M50 Connectors

Vertical SMT Female Connectors

- Locating pegs (posts) available to ensure correct positioning on the board.
- Suitable for use with male connectors on pages 77 & 78.
- Alternative height connectors available on page 76.

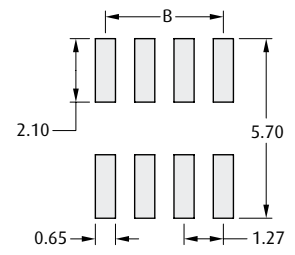
1.27mm (.050") PITCH

WITHOUT POST



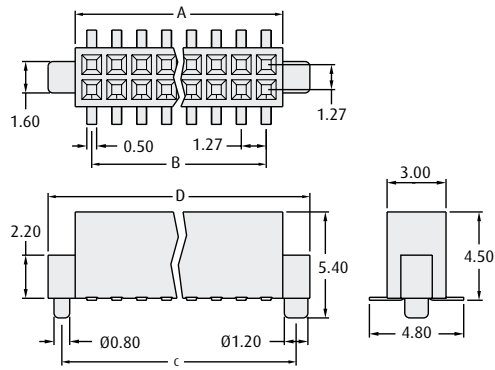
CALCULATION

A	$B + 1.73$
B	$1.27 \times (\text{No. of ways per row} - 1)$



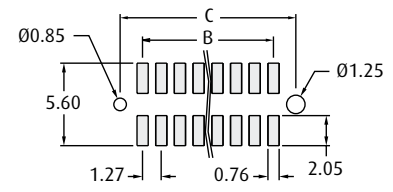
Recommended PC Board Pattern

WITH POST



CALCULATION

A	$B + 1.67$
B	$1.27 \times (\text{No. of ways per row} - 1)$
C	$B + 3.04$
D	$B + 4.43$



Recommended PC Board Pattern

HOW TO ORDER

M50 - 31 X XX XX

SERIES CODE

TYPE	
0	Without Posts
1	With Posts

NO OF WAYS PER ROW

03 to 50	M50-310
05 to 12, 15, 20, 25, 30, 35, 40, 45, 50	M50-311

FINISH

42	Gold + Tin (M50-311)	PG
45	Gold (M50-310)	PG

www.harwin.com

All dimensions in mm.

