

4

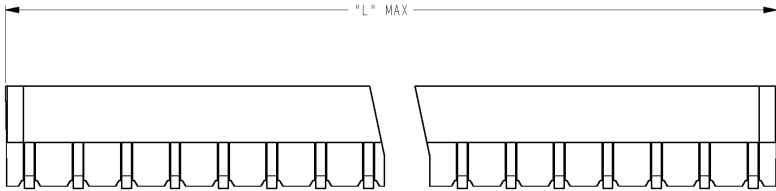
3

2

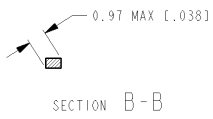
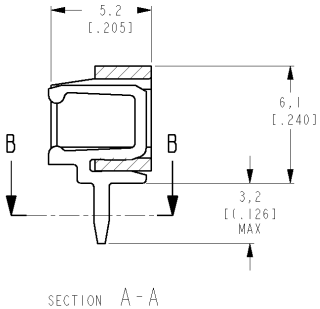
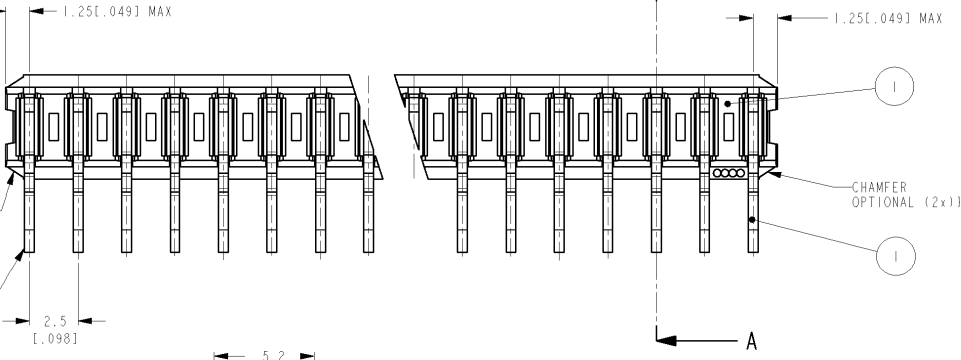
1

THIS DRAWING IS UNPUBLISHED. RELEASED FOR PUBLICATION  
 © COPYRIGHT - BY TYCO ELECTRONICS CORPORATION. ALL RIGHTS RESERVED.

LOC	DIST	REVISIONS				
P	LTR	DESCRIPTION	DATE	DWN	APVD	
A		ECN EHI0 0344 05	31mar05	MG	MG	



ORDER NUMBER	NUMBER OF POSITIONS	L MAX.	
		M.M.	INCHES
5164711-3	3	7,5	.296
5164711-4	4	10,0	.394
5164711-5	5	12,5	.493
5164711-6	6	15,0	.591
5164711-7	7	17,5	.690
5164711-8	8	20,0	.788
5164711-9	9	22,5	.886
1-5164711-0	10	25,0	.985
1-5164711-1	11	27,5	1.083
1-5164711-2	12	30,0	1.182
1-5164711-3	13	32,5	1.280
1-5164711-4	14	35,0	1.378
1-5164711-5	15	37,5	1.477
1-5164711-6	16	40,0	1.575
1-5164711-7	17	42,5	1.674
1-5164711-8	18	45,0	1.772
1-5164711-9	19	47,5	1.871
2-5164711-0	20	50,0	1.969



2	CONTACT	BRASS	TIN OVER NICKEL	SEE TABLE
1	HOUSING	PBT, 20% GF	GREEN	I

DIMENSIONS: mm TOLERANCES UNLESS OTHERWISE SPECIFIED: 0 PLC ± 1 PLC ± 2 PLC ± 3 PLC ± 4 PLC ± ANGLES ± MATERIAL - FINISH -		DWN M.Gosselink 31 mar 05 CHK M.Gosselink 31 mar 05 APVD - NAME - PRODUCT SPEC 108-19027 APPLICATION SPEC - WEIGHT - CUSTOMER DRAWING	<b>tyco Electronics</b> TYCO ELECTRONICS NEDERLAND B.V. 's-HERTOGENBOSCH, THE NETHERLANDS 3-20 POS FEMALE BOARD TO BOARD CONNECTOR ASSEMBLY FOR MINI-MATCH INTERCONNECTION SYSTEM, PITCH 2.5 MM SIZE A3 CAGE CODE 00779 DRAWING NO G-5164711 RESTRICTED TO -
--	--	--	---

AMP 1470-19 REV 31MAR2000

Prof/ENGINEER DRAWING