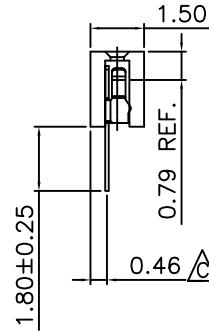
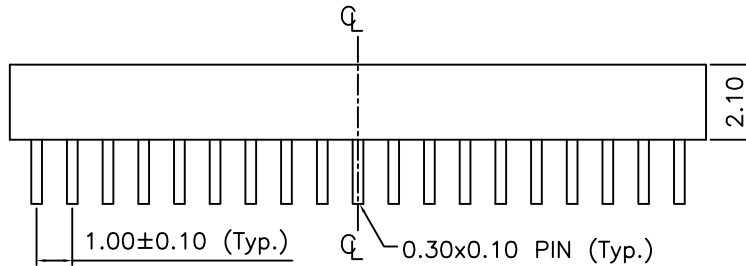
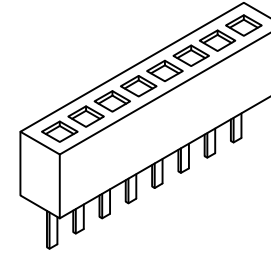


RECOMMENDED PCB LAYOUT



CONTACTS	DIMENSIONS	
	A	B
2	1.00	2.50
3	2.00	3.50
4	3.00	4.50
5	4.00	5.50
6	5.00	6.50
7	6.00	7.50
8	7.00	8.50
9	8.00	9.50
10	9.00	10.50
11	10.00	11.50
12	11.00	12.50
13	12.00	13.50
14	13.00	14.50
15	14.00	15.50
16	15.00	16.50
17	16.00	17.50
18	17.00	18.50
19	18.00	19.50
20	19.00	20.50
21	20.00	21.50
22	21.00	22.50
23	22.00	23.50
24	23.00	24.50
25	24.00	25.50
26	25.00	26.50
27	26.00	27.50
28	27.00	28.50
29	28.00	29.50
30	29.00	30.50
31	30.00	31.50
32	31.00	32.50
33	32.00	33.50
34	33.00	34.50
35	34.00	35.50
36	35.00	36.50
37	36.00	37.50
38	37.00	38.50
39	38.00	39.50
40	39.00	40.50

Ordering Grid: **BC065-XX-X-L-X** REQUEST SAMPLES AND QUOTATION

No. of Contacts: 02 to 40

Contact Plating: A = Gold Flash All Over, C = Tin All Over, **Standard = Gold Flash All Over**

Packing Options: **D = Tube (Standard)**, E = Tube with Cap, F = Tube with Film, G = Plastic Box. *For 2, 3 and 4 contact connectors option G only*

Insulator Material: **L = LCP (Standard)**

SPECIFICATIONS 规格:

CURRENT RATING 电流额定值: 1 AMP
 INSULATOR RESISTANCE 绝缘电阻值: 1000 MEGOHMS MIN.
 DIELECTRIC WITHSTANDING 耐电压: AC 300 V
 CONTACT RESISTANCE 接触电阻值: 40mΩ Max.
 OPERATING TEMPERATURE 工作温度: -40°C TO +105°C
 CONTACT MATERIAL 端子物料: PHOSPHOR BRONZE
 INSULATOR MATERIAL 绝缘体物料: POLYESTER
 STANDARD 标准物料: POLYESTER 聚酯, LCP, UL 94-V0
 SOLDERING PROCESS 可焊性: LCP (STANDARD标准物料) -
 IR REFLOW 回流焊: 260°C for 10 sec.
 WAVE 波峰焊: 250°C for 5-10 sec
 MANUAL SOLDER 人工焊接: 350°C for 3-5 sec

MATES WITH 配套之母座 (SUBJECT TO PIN LENGTH 在端子长度适合的条件下):

BC020 BC025 BC030 BC032 BC034

By	ASE	SA	SA	SA
DETAIL	DRAWING RELEASE	AMENDMENT TO PLATING OPTIONS AND SPEC	ADDITIONAL DIMENSION ADDED TO SIDE VIEW	ECN: BC065-001
REV	A	B	C	D
DATE	20/05/08	21/12/09	23/07/10	18/03/11



Tolerances (Except as noted)	Part Number:-	Date:-
Dimensions in mm	BC065	20 MAY 08
X. ± 0.30	Description:-	
X.X ± 0.25	1.00mm PITCH SOCKET, SINGLE ROW, THROUGH HOLE, VERTICAL	
X.XX ± 0.15	© THIS DRAWING IS CONFIDENTIAL AND MUST NOT BE COPIED OR DISCLOSED WITHOUT WRITTEN CONSENT	
X.XXX ± 0.10	Scale	Revision
X.XXX ± 0.10	NTS	D
Third Angle Projection	Material	Drawn by
	See Note	ASE
	E & OE	Sheet No.
		1/1

GCT

www.globalconnectortechology.com