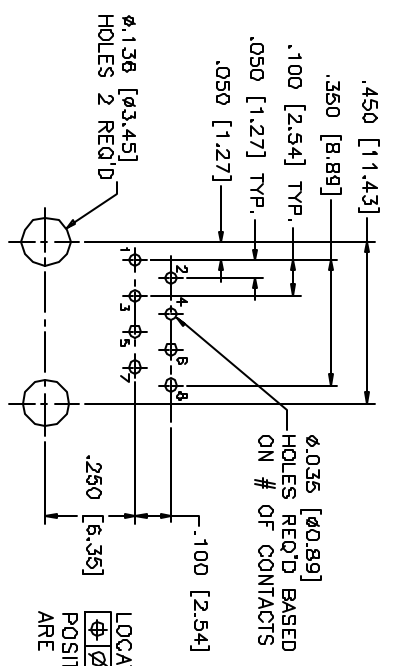
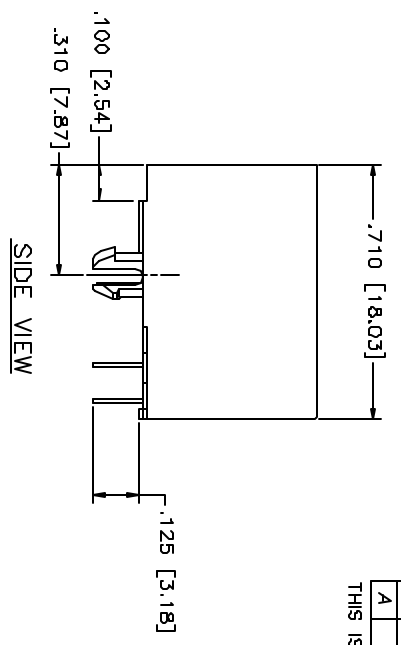
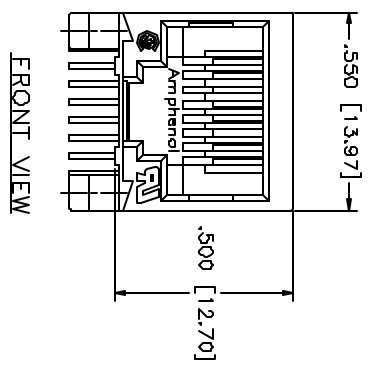


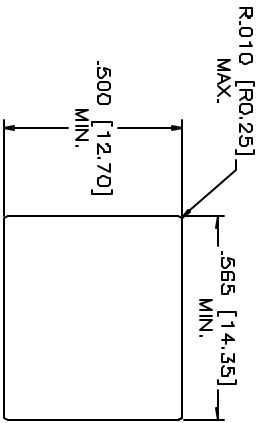
REVISIONS			
SYM ZONE	ECN, ERN NO.	DATE	APPRD.
A	PROPOSAL	02/10/19	

THIS IS A CAD DRAWING. DO NOT MANUALLY REVISE.



LOCATE HOLES
 $\phi \pm 0.005 [0.13]$
 POSITION DIMENSIONS
 ARE BASIC

RECOMMENDED P.C.B. LAYOUT
 (COMPONENT SIDE OF BOARD)
 (FRJA-408 SHOWN, FOOTPRINT FOR OTHER
 PART NUMBERS BASED ON
 # OF CONTACTS & RELATED POSITIONS)



RECOMMENDED PANEL CUTOUT

MATERIALS:
 PLASTIC HOUSING: ENGINEERING THERMOPLASTIC
 FLAMMABILITY RATING UL 94V-0
 PHOSPHOR BRONZE
 PLATING: 50 μ [1.27 MICRONS]
 MIN. GOLD ON MATING SURFACES.
 50 μ [1.27 MICRONS]
 MIN. NICKEL UNDERPLATE
 100 μ [2.54 MICRONS]
 MIN. TIN/LEAD ON CONTACT TAILS.

PART NUMBER: FRJA-40X

CONTACTS:
 2 = 2 CONTACTS LOADED IN POSITION 4 & 5.
 4 = 4 CONTACTS LOADED IN POSITION 3 TO 6.
 6 = 6 CONTACTS LOADED IN POSITION 2 TO 7.
 8 = 8 CONTACTS LOADED IN POSITION 1 TO 8.
 C = 2 CONTACTS LOADED IN POSITION 3 & 6.

THIS DOCUMENT CONTAINS PROPRIETARY INFORMATION AND SUCH INFORMATION
 MAY NOT BE DISCLOSED TO OTHERS FOR ANY PURPOSE OR USED FOR MANUFACTURING
 PURPOSES WITHOUT WRITTEN PERMISSION FROM AMPHENOL CANADA CORP.

DRAWN	L. CHAN	DATE	02/10/19
DESIGNED			
CHECKED	LESSAUEE		02/10/19
L. E. APPROB.			
Q. A. APPROB.			
ENG. REL. NO.			
REF. EAR 11205			
DIMENSIONS ARE IN CODE D, NO			
INCHES [mm] 03554			
TITLE		DWG	REV.
Amphenol Canada Corp.		DRAWING NO.	A
MODULAR JACK, B POSITIONS, WITHOUT FERRITE, WITHOUT SHIELD		P-FRJA-40X	
BDAL	WT.	SUFF.	SHEET 1 OF 1