THIS DOCUMENT CONTAINS PROPRIETARY INFORMATION AND SUCH INFORMATION MAY NOT BE DISCLOSED TO OTHERS FOR ANY PURPOSE OR USED FOR MANUFACTURING PURPOSES WITHOUT PERMISSION FROM AMPHENOL CANADA CORP.

REVISIONS				
REV.	ECN	DESCRIPTION	DATE	APPROVED
A		PROPOSAL	AUG. 15/02'	K.B.
C		PER ECN E04018	MAY 28.04	K.L
D		PROPOSAL	JAN 14.09	A.G

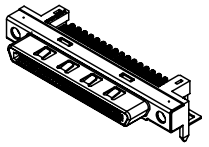

H11-RAA-100 SHOWN
(WITHOUT SCREW-LOCKS)

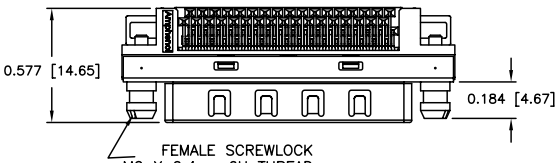

TOP VIEW

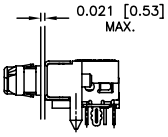

RECOMMENDED PANEL THICKNESS

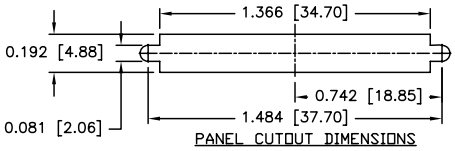

PANEL CUTOUT DIMENSIONS

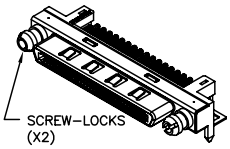

H11-RAA-101 SHOWN
(WITH SCREW-LOCKS)

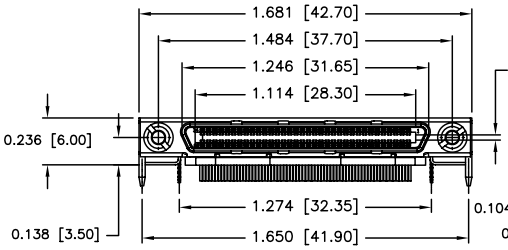

FRONT VIEW
(H11-RAA-X01 SHOWN)

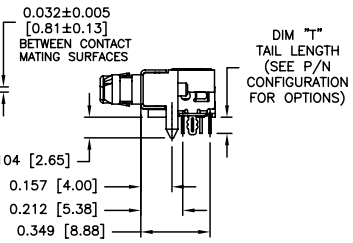

SIDE VIEW

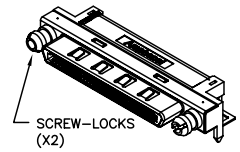

H11-RAA-111 SHOWN
(WITH SCREW-LOCKS,
BACK COVER)

NOTES: (FOR REFERENCE)

1. MATERIAL –
   - CONTACTS: PHOSHOR BRONZE
     - 30 microinches GOLD OVER 50 microinches NICKEL IN MATING AREA.
     - 150 – 300 microinches TIN LEAD OVER NICKEL UNDERPLATE IN TERMINATION AREA.
   - INSULATION MATERIAL : GLASS FILLED THERMOPLASTIC UL 94V-0.
   - SHELL: STEEL, NICKEL OR BRIGHT TIN PLATE OVER COPPER UNDERPLATE.
   - GROUNDING CLIP: STEEL, TIN PLATE OVER NICKEL UNDERPLATE.
   - CENTER SHIELD: BRASS, NICKEL PLATE OVER COPPER UNDER PLATE.
2. RATINGS AND CHARACTERISTICS –
   - RATED VOLTAGE: 30 V rms.
   - CURRENT RATING AT 55°C (131°F)
     - 1.5 A SINGLE CONTACT
     - 0.5 A 50% ENERGIZED
     - 0.3 A 100% ENERGIZED
   - INSULATION RESISTANCE: 500 m ohms min.
   - CONTACT RESISTANCE: 60 m ohms maximum
   - DURABILITY CYCLING: 2000 min.
   - CLIMATIC TEMPERATURE RANGE: -55°C (-67°F) TO +85°C (185°F)

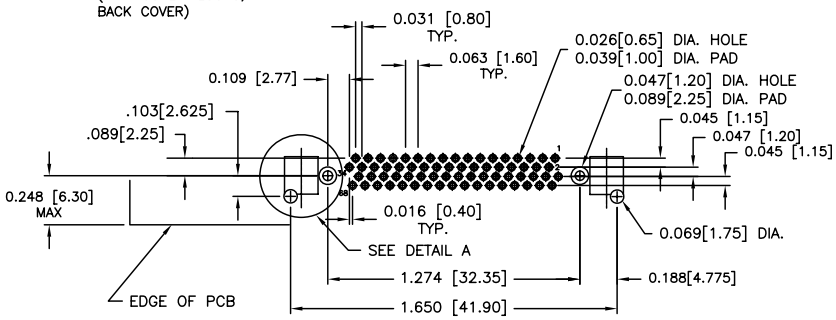

RECOMMENDED PCB LAYOUT

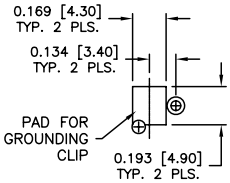

DETAIL A

AMPHENOL PART NUMBER CONFIGURATION

H11-RAA-1 X X – X

- CONTACT PLATING OPTIONS
  - 1: 30μ" GOLD OVER 50μ" NICKEL.
- FEATURE OPTIONS
  - 00: WITHOUT SCREW-LOCKS
  - 01: WITH SCREW-LOCKS
  - 11: WITH SCREW-LOCKS, BACK COVER. (BACK COVER IS CURRENTLY NOT TOOLED YET)
- SPECIALLY MODIFIER
  - NONE: STANDARD, DIM T=.082
  - 1: DIM T=.125
  - N: DIM T=.082 WITH NON-MAGNETIC SHELL AND SCREW

UNLESS OTHERWISE SPECIFIED DIMENSIONS ARE IN INCHES	APPROVALS	DATE	Amphenol Canada Corp.
	DRAWN S.C.	AUG 15, 02'	TITLE VHDCI FIXED BOARD RIGHT ANGLE SINGLE VERSION
	DESIGNED L K	JUNE 9,98	
MATERIAL AND FINISH	CHECKED		
	QA APP'D		
REF.	E APP'D		SIZE B / DWG. NO. P-H11-RAA-1XX-X / REV. D
CODE IDENT. NO. 03554	DWG APP'D		SCALE 2 = 1 / PROJECT / SHEET 1 OF 1

Downloaded from Elcodis.com electronic components distributor