

IEC Appliance Inlet C20 with Circuit Breaker TA45



C20



70° C

**Description**

- Panel Mount:
Screw-on version from front or rear side, snap-in version from front side
- 2 Functions:
Appliance Inlet Protection class I, circuit breaker type TA45 2-pole
- Quick connect terminals 6.3 x 0.8 mm

Approvals

- VDE Certificate Number: 40001029
- UL File Number: E96454

Characteristics

- All single elements are already wired
Unwired versions available on request
- Line switch non-illuminated or illuminated
Thermal overload protection
Optional with undervoltage- or remote trip release
- Qualified for use in equipment according IEC/EN 60950

Other versions on request

- Unwired versions
- Variant with notch for V-Lock mating Cordsets

References

Alternative: version with line filter [EF12](#)

Weblinks

[General Product Information](#), [Approvals](#), [RoHS](#), [CHINA-RoHS](#), [Mating Connectors](#), [e-Store](#), [SCHURTER-Stock-Check](#), [Distributor-Stock-Check](#), [Accessories](#)

Newly available variants corresponding to V-Lock mating cordset. The connector is equipped with a notch intended for use with the latching cordset. The cord latching system prevents against accidental removal of the cordset.

Technical Data

Ratings IEC	16A / 250VAC; 50Hz
Ratings UL/CSA	20A / 125/250VAC; 60Hz
Dielectric Strength	> 1.5kVAC between L-N > 3kVAC between L/N-PE (1 min/50Hz)
Allowable Operation Temp.	-10°C to 55°C
Degree of Protection	from front side IP 40 acc. to IEC 60529
Protection Class	Suitable for appliances with protection class 1 acc. to IEC 61140
Terminal	Quick connect terminals 6.3 x 0.8 mm
Panel Thickness s	Screw: max 8 mm Mounting screw torque max 0.5Nm Snap-in: 1.5/2/2.5 mm
Material: Housing	Thermoplastic, black, UL 94V-0

Appliance Inlet	C20 acc. to IEC/EN 60320-1, UL 498, CSA C22.2 no. 42 (for cold conditions) pin-temperature 70 °C, 16A, Protection Class 1
Circuit Breakers	Acc. IEC/EN 60934, UL 1077, CSA 22.2 no. 235 2-pole rocker switch, illuminated or non-illuminated. Optional with undervoltage- or remote trip release Short circuit capacity I _{cn} : at I _n < 3A/240VAC : 10 x I _n at I _n ≥ 3A/240VAC : 300A
Line Switch	Rocker switch 2-pole, non-illuminated or illuminated, acc. to IEC 61058-1 Technical details

Table 1 Selection for type TA45

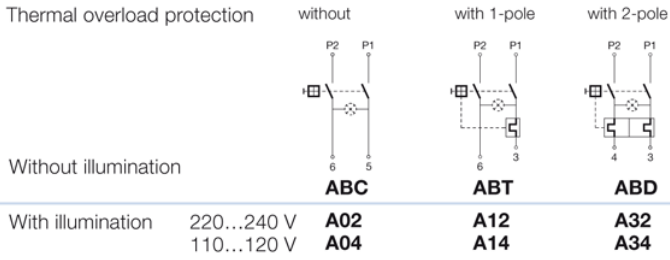
Order example



- Line switch
 - 2-pole, rocker actuated
 - Quick connect terminal
- Other types on request

ABT W F 150 C0

Diagram



Colours

Switch front

- W** black
- B** black
- 6** black

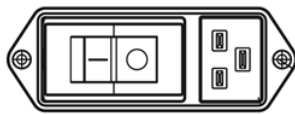
Rocker

- | | |
|-------|----------------|
| white | — |
| black | — |
| — | orange transp. |

Rocker legend

Surface	Illustration	Colour of print	Surface	Illustration	Colour of print
F embossed	— ○		M printed	— ○	black
H printed	ON OFF	white	P printed	I ○	white
K printed	ON OFF	black	R printed	I ○	black
L printed	— ○	white			

Position of the rocker legend
e.g F



Rated current:

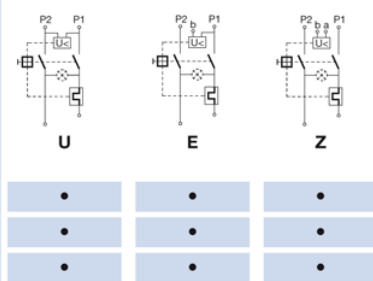
- Without thermal overload protection: code C00 } $I_n = 20\text{ A}$
- With thermal overload protection: rated current I_n (A)

I_n	Code	I_n	Code	I_n	Code	I_n	Code
10,0	100	13,0	130	16,0	160	19,0	190
11,0	110	14,0	140	17,0	170	20,0	200
12,0	120	15,0	150	18,0	180		

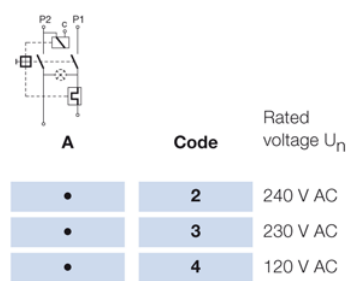
Other rated currents on request

Without release: code C0

Undervoltage release




Remote trip release



Packaging unit 20 Pcs

Accessories

Description



[Assorted Covers](#)
Rear Cover

0859.0109



[Cord retaining kits](#)
Cord retaining strain relief

Flat head, Z

0888.0021

Flat head, H

4700.0008

Mating Outlets/Connectors

Category / Description

[ConnectorOverview complete](#)



IEC Connector C19, Rewireable, Straight

0104

IEC Connector C19, Rewireable, Angled

1651

IEC Connector C19, Rewireable, Straight

1652

IEC Connector C19, Rewireable, Angled

4790

IEC Connector C19, Rewireable, Straight

4795

[Connectorfurther types toEF11](#)



[Power CordOverview complete](#)

Power Cord with IEC Connector C19, Straight

1654

[Power Cordfurther types toEF11](#)



[Power Supply or Interconnection CordOverview complete](#)

Divers Power Supply and Interconnection Cords 10 A

4300.0920

Divers Power Supply and Interconnection Cords 16 A

6003.0395

Divers Power Supply and Interconnection Cords 16 A

6009.5195

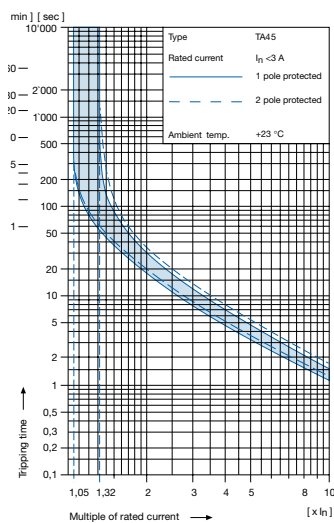
[Power Supply or Interconnection Cordfurther types toEF11](#)

Technical data (continued)

Circuit breaker

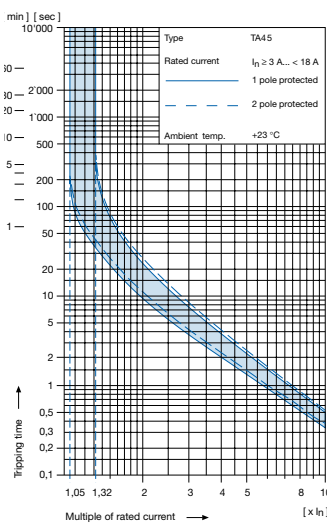
Tripping characteristics

$I_n < 3 \text{ A}$



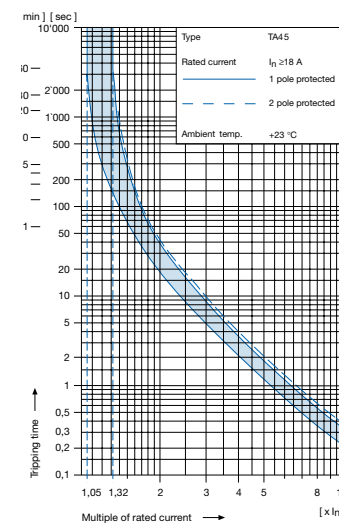
Tripping characteristics

$I_n \geq 3... < 18 \text{ A}$



Tripping characteristics

$I_n \geq 18 \text{ A}$



1) Effect of ambient temperature

The unit is calibrated for an ambient temperature of +23 °C. To determine the rated current for a lower or higher ambient temperature, use a correction factor from the table below:

* Ambient temperature [°C]	Correction factor
-10	0,89
- 5	0,91
0	0,92
+23	1,00
+30	1,03
+40	1,08
+55	1,16

* Temperature must be measured at the rear of the breaker next to the terminals after equipment operating temperature has been reached.

1) Example

Rated current at +23 °C 6,0 A
 Ambient temperature +40 °C
 Correction factor 1,08
 Chosen rated current at
 +40 °C ambient temperature **6 A x 1,08 = 6,5 A**

Order code for EF11 (order example)

Type	Order code TA45 (2-pole rocker-switch without accessories)
EF11.	<u>A B T W F 1 5 0 C 0 .</u> 00 10.01
	see table 1

Please note that Schurter will establish an internal new part number for logistical use in addition to the order code. The format of this internal part number is, for example EF11.3103.0010.01

- Wiring**
1 = wired
- Protection class**
0 = Class I, housing black
- Panel mount**
0 = Screw-on version
2 = Snap-in version s = 1,5 mm
3 = Snap-in version s = 2,0 mm
4 = Snap-in version s = 2,5 mm
- Terminals**
1 = Quick connect terminals 6,3 x 0,8 mm
- 00** = without line filter