

Features

- Conforms to BS9523 F0010 and F0018
- Standards RS232 interface
- Bright tin finish and grounding indents available for EMI/RFI shielding

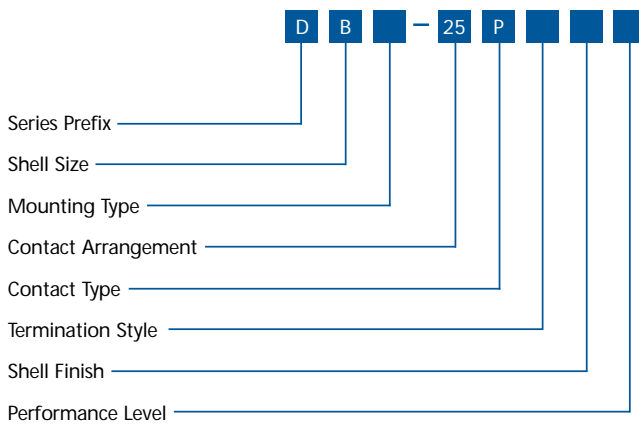
- Meets dimensional requirements of MIL-C-24308, BS9523 F0018 and DIN 41652
- UL 94V-0 rated insulators
- Compatible with all other D Subminiatures
- Machined Contacts

Technical Data


Termination Options	Solder Bucket, Flow Solder Straight & 90° Wire Wrap
Number of Contacts	9 15 25 37 50
Maximum Insertion & Extraction Force	30 50 83 123 167N
Performance Level	1, 2 or 3
Wire Accommodation	≤ 0.5mm ² (20 AWG)
Plug Contact Material	Copper Alloy
Socket Contact Material	Copper Alloy
Current Rating	5A

Proof Voltage	2.5 Kv d.c. or a.c. peak
Working Voltage	750V d.c. or a.c. peak
Contact Resistance	5 X 10 ⁻³ Ω max
Insulation Resistance	≤ 5 X 10 ⁹ Ω
Temperature Range	-55° to +125°
Insulator Materials	GF Polyester. UL 940V-0 Rated
Shell Materials	Steel - Zinc plated with yellow colour passivation - Bright tin finish

Part Numbering



Series Prefix	FD
Shell Size	E, A, B, C or D
Mounting Type	B 4-40 rivnut for rear panel mounting P M3 rivnut for rear panel mounting with female screw locks fitted D Float mount for rear panel mounting F Universal float mount Y 90° Flow Solder versions are not available with float mounts No designation Ø 3.05mm mounting hole
Contact Arrangement	9, 15, 25, 37 or 50
Contact Type	P or S
Termination Style	90° Flow Solder European Footprint without brackets 1A0N with plastic brackets 1A1N with plastic brackets and keeper moulding 1A2N with metal mounting brackets* 1A3N with earthing straps on plastic brackets with keeper moulding* 1AEN with boardlock, earthing straps, plastic and keeper moulding* 1ASN
bracket	For reverse orientation of contacts relative to shell, replace N with R * Please specify rivnuts of screw locks, mounting type B, P or D (Rivnuts standard)
Straight Flow Solder	OL2 Termination 0.6mm, 5.3mm long BL2 As OL2 with vertical Board locks 4/40 threads
Mini Wire Wrap	F179A 0.61mm square section pins for up to 3 wraps
Solder Bucket.	No designation required
Shell Finish	T Bright tin TI Bright tin with grounding indents (plugs only) No Designation Zinc plated with yellow colour passivation
Performance Level	2 DIN Class 2 1 Exceeds DIN Class 2 No Designation Performance level 3



Please consult factory for High Vibration application


Solder Bucket - Plug

Number of contacts	Performance Level	Through Hole		Float Mount	Rear Panel Mount	
		Zinc Colour Passivation Plated Shell	Tin Indent Plated Shell	Zinc Colour Passivation Plated Shell	4-40 Rivnut Tin Indent Shell	M3 Rivnut Tin Indent Shell
9	1	DE-9P1	DE-9PT11	DEY-9P1	DEB-9PT11	DEP-9PT11
	3	DE-9P	DE-9PT1	DEY-9P	DEB-9PT1	DEP-9PT1
15	1	DA-15P1	DA-15PT11	DAY-15P1	DAB-15PT11	DAP-15PT11
	3	DA-15P	DA-15PT1	DAY-15P	DAB-15PT1	DAP-15PT1
25	1	DB-25P1	DB-25PT11	DBY-25P1	DBB-25PT11	DBP-25PT11
	3	DB-25P	DB-25PT1	DBY-25P	DBB-25PT1	DBP-25PT1
37	1	DC-37P1	DC-37PT11	DCY-37P1	DCB-37PT11	DCP-37PT11
	3	DC-37P	DC-37PT1	DCY-37P	DCB-37PT1	DCP-37PT1
50	1	DD-50P1	DD-50PT11	DDY-50P1	DDB-50PT11	DDP-50PT11
	3	DD-50P	DD-50PT1	DDY-50P	DDB-50PT1	DDP-50PT1




Solder Bucket - Socket

Number of contacts	Performance Level	Through Hole		Float Mount	Rear Panel Mount	
		Zinc Colour Passivation Plated Shell	Tin Indent Plated Shell	Zinc Colour Passivation Plated Shell	4-40 Rivnut Tin Shell	M3 Rivnut Tin Shell
9	1	DE-9S1	DE-9ST1	DEY-9S1	DEB-9ST1	DEP-9ST1
	3	DE-9S	DE-9ST	DEY-9S	DEB-9ST	DEP-9ST
15	1	DA-15S1	DA-15ST1	DAY-15S1	DAB-15ST1	DAP-15ST1
	3	DA-15S	DA-15ST	DAY-15S	DAB-15ST	DAP-15ST
25	1	DB-25S1	DB-25ST1	DBY-25S1	DBB-25ST1	DBP-25ST1
	3	DB-25S	DB-25ST	DBY-25S	DBB-25ST	DBP-25ST
37	1	DC-37S1	DC-37ST1	DCY-37S1	DCB-37ST1	DCP-37ST1
	3	DC-37S	DC-37ST	DCY-37S	DCB-37ST	DCP-37ST
50	1	DD-50S1	DD-50ST1	DDY-50S1	DDB-50ST1	DDP-50ST1
	3	DD-50S	DD-50ST	DDY-50S	DDB-50ST	DDP-50ST




Straight PCB Mount - Plug

Number of contacts	Performance Level	Through Hole		4-40 thread Vertical BoardLock	
		Zinc Colour Passivation Plated Shell	Tin Indent Plated Shell	Tin Indent Shell	Tin Indent Shell with female screwlock
9	1	DE-9POL21	DE-9POL2T11	DE-9PBL2T11	DED-9PBL2T11
	3	DE-9POL2	DE-9POL2T1	DE-9PBL2T1	DED-9PBL2T1
15	1	DA-15POL2T11	DA-15POL2T11	DA-15PBL2T11	DAD-15PBL2T11
	3	DA-15POL2	DA-15POL2T1	DA-15PBL2T1	DAD-15PBL2T1
25	1	DB-25POL21	DB-25POL2T11	DB-25PBL2T11	DBD-25PBL2T11
	3	DB-25POL2	DB-25POL2T1	DB-25PBL2T1	DBD-25PBL2T1
37	1	DC-37POL21	DC-37POL2T11	DC-37PBL2T11	DCD-37PBL2T11
	3	DC-37POL2	DC-37POL2T1	DC-37PBL2T1	DCD-37PBL2T1
50	1	DD-50POL21	DD-50POL2T11	DD-50PBL2T11	DDD-50PBL2T11
	3	DD-50POL2	DD-50POL2T1	DD-50PBL2T1	DDD-50PBL2T1



Straight PCB Mount - Socket

Number of contacts	Performance Level	Through Hole		4-40 thread Vertical BoardLock	
		Zinc Colour Passivation Plated Shell	Tin Indent Plated Shell	Tin Indent Shell	Tin Indent Shell with female screwlock
9	1	DE-9SOL21	DE-9SOL2T1	DE-9SBL2T1	DED-9SBL2T1
	3	DE-9SOL2	DE-9SOL2T1	DE-9SBL2T1	DED-9SBL2T1
15	1	DA-15SOL21	DA-15SOL2T1	DA-15SBL2T1	DAD-15SBL2T1
	3	DA-15SOL2	DA-15SOL2T1	DA-15SBL2T1	DAD-15SBL2T1
25	1	DB-25SOL21	DB-25SOL2T1	DB-25SBL2T1	DBD-25SBL2T1
	3	DB-25SOL2	DB-25SOL2T1	DB-25SBL2T1	DBD-25SBL2T1
37	1	DC-37SOL21	DC-37SOL2T1	DC-37SBL2T1	DCD-37SBL2T1
	3	DC-37SOL2	DC-37SOL2T1	DC-37SBL2T1	DCD-37SBL2T1
50	1	DD-50SOL21	DD-50SOL2T1	DD-50SBL2T1	DDD-50SBL2T1
	3	DD-50SOL2	DD-50SOL2T1	DD-50SBL2T1	DDD-50SBL2T1




90° PCB Mount - Plug

Number of contacts	Performance Level	Open Frame		Plastic Brackets		Keeper Mould	Snap In Boardlocks
		Zinc Colour Passivation Plated Shell	Tin Indent Plated Shell	Zinc Colour Passivation Plated Shell	Tin Indent Plated Shell	Tin Indent Plated Shell	Tin Indent Shell 4-40 Rivnut
9	1	DE-9P1A0N1	DE-9P1A0NT1	DE-9P1A1N1	DE-9P1A1NT1	DE-9P1A2NT1	DEB-9P1ASNT1
	3	DE-9P1A0N	DE-9P1A0NT	DE-9P1A1N	DE-9P1A1NT	DE-9P1A2NT	DEB-9P1ASNT
15	1	DA-15P1A0N1	DA-15P1A0NT1	DA-15P1A1N1	DA-15P1A1NT1	DA-15P1A2NT1	DAB-15P1ASNT1
	3	DA-15P1A0N	DA-15P1A0NT	DA-15P1A1N	DA-15P1A1NT	DA-15P1A2NT	DAB-15P1ASNT
25	1	DB-25P1A0N1	DB-25P1A0NT1	DB-25P1A1N1	DB-25P1A1NT1	DB-25P1A2NT1	DBB-26P1ASNT1
	3	DB-25P1A0N	DB-25P1A0NT	DB-25P1A1N	DB-25P1A1NT	DB-25P1A2NT	DBB-25P1ASNT
37	1	DC-37P1A0N1	DC-37P1A0NT1	DC-37P1A1N1	DC-37P1A1NT1	DC-37P1A2NT1	DCB-37P1ASNT1
	3	DC-37P1A0N	DC-37P1A0NT	DC-37P1A1N	DC-37P1A1NT	DC-37P1A2NT	DCB-37P1ASNT
50	1					DD-50P1A2NT1	DDB-50P1ASNT1
	3					DD-50P1A2NT	DDB-50P1ASNT

90° PCB Mounting



Wire Wrap



90° PCB Mount - Socket

Number of contacts	Performance Level	Open Frame		Plastic Brackets		Keeper Mould	Snap In Boardlocks
		Zinc Colour Passivation Plated Shell	Tin Indent Plated Shell	Zinc Colour Passivation Plated Shell	Tin Indent Plated Shell	Tin Indent Plated Shell	Tin Indent Shell 4-40 Rivnut
9	1	DE-9S1A0N1	DE-9S1A0NT1	DE-9S1A1N1	DE-9S1A1NT1	DE-9S1A2NT1	DEB-9S1ASNT1
	3	DE-9S1A0N	DE-9S1A0NT	DE-9S1A1N	DE-9S1A1NT	DE-9S1A2NT	DEB-9S1ASNT
15	1	DA-15S1A0N1	DA-15S1A0NT1	DA-15S1A1N1	DA-15S1A1NT1	DA-15S1A2NT1	DAB-15S1ASNT1
	3	DA-15S1A0N	DA-15S1A0NT	DA-15S1A1N	DA-15S1A1NT	DA-15S1A2NT	DAB-15S1ASNT
25	1	DB-25S1A0N1	DB-25S1A0NT1	DB-25S1A1N1	DB-25S1A1NT1	DB-25S1A2NT1	DBB-26S1ASNT1
	3	DB-25S1A0N	DB-25S1A0NT	DB-25S1A1N	DB-25S1A1NT	DB-25S1A2NT	DBB-25S1ASNT
37	1	DC-37S1A0N1	DC-37S1A0NT1	DC-37S1A1N1	DC-37S1A1NT1	DC-37S1A2NT1	DCB-37S1ASNT1
	3	DC-37S1A0N	DC-37S1A0NT	DC-37S1A1N	DC-37S1A1NT	DC-37S1A2NT	DCB-37S1ASNT
50	1					DD-50S1A2NT1	DDB-50S1ASNT1
	3					DD-50S1A2NT	DDB-50S1ASNT