



ALL RIGHTS RESERVED. NO PORTION OF THIS PUBLICATION, WHETHER IN WHOLE OR IN PART CAN BE REPRODUCED WITHOUT THE EXPRESS WRITTEN CONSENT OF SPC TECHNOLOGY.

SPC-F005.DWG

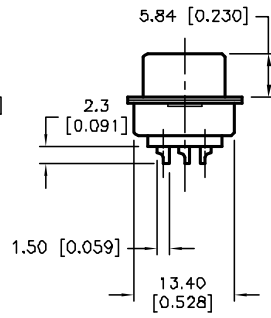
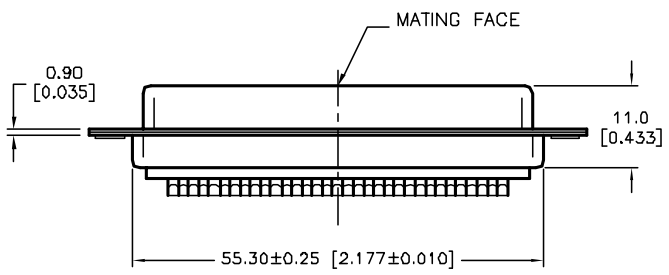
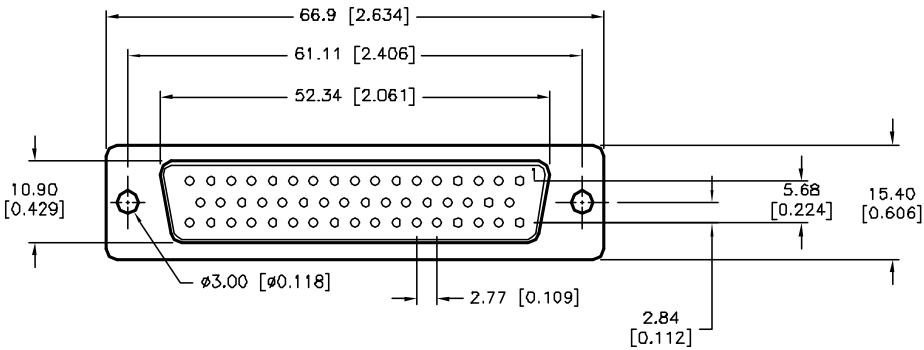
REVISIONS

DCP #	REV	DESCRIPTION	DRAWN	DATE	CHECKD	DATE	APPRVD	DATE
1876	A	RELEASED	EO	07/25/06	JN	2/13/08	JN	2/13/08
1959	B	Shell Plate was Zinc	JN	2/13/08	JN	2/13/08	JN	2/13/08

DOC. NO. SPC-F005 \* Effective: 7/8/02 \* DCP No: 1308



RoHS Compliant



**SPECIFICATIONS:**

1. Shell: Steel, Tin-Plate
2. Contact: Brass, 5 Micro Inch Gold-Plated over Nickel
3. Insulator: PBT & Glass-Fibre Reinforced
4. Current Rating: 5 Amps
5. Dielectric Strength: 1000 V for One Minute
6. Insulator Resistance: 1000 Megohms Min. at 500 VDC
7. Temperature: -50°C to +105°C

**DISCLAIMER:**  
ALL STATEMENTS AND TECHNICAL INFORMATION CONTAINED HEREIN ARE BASED UPON INFORMATION AND/OR TESTS WE BELIEVE TO BE ACCURATE AND RELIABLE. SINCE CONDITIONS OF USE ARE BEYOND OUR CONTROL, THE USER SHALL DETERMINE THE SUITABILITY OF THE PRODUCT FOR THE INTENDED USE AND ASSUME ALL RISK AND LIABILITY WHATSOEVER IN CONNECTION THEREWITH.

**TOLERANCES:**  
Unless Otherwise Specified  
.X ±0.35 [0.014]  
.XX ±0.2 [0.008]

DRAWN BY:	DATE:
EKLAS ODISH	07/25/06
CHECKED BY:	DATE:
Jason Nash	2/13/08
APPROVED BY:	DATE:
Jason Nash	2/13/08

DRAWING TITLE:			
50 Pin D-Sub Socket, Machined Contacts			
SIZE	DWG. NO.	ELECTRONIC FILE	REV
A	SPC15349	79K4939.DWG	B
SCALE: NTS	U.Q.M.: mm [INCHES]	SHEET: 1 OF 1	