



ALL RIGHTS RESERVED. NO PORTION OF THIS PUBLICATION, WHETHER IN WHOLE OR IN PART, CAN BE REPRODUCED WITHOUT THE EXPRESS WRITTEN CONSENT OF SPC TECHNOLOGY.

SPC-F005.DWG


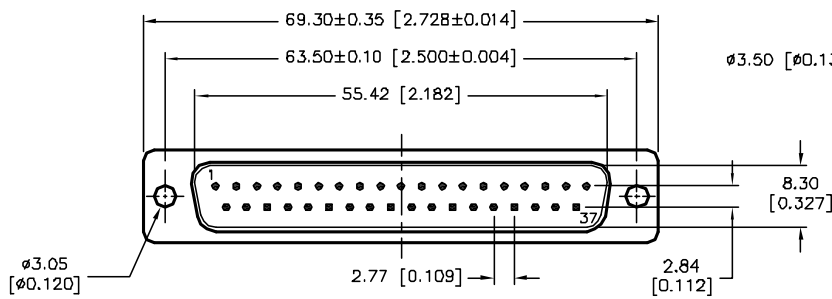
REVISIONS

DCP #	REV	DESCRIPTION	DRAWN	DATE	CHECKD	DATE	APPRVD	DATE
1876	A	RELEASED	EO	07/25/06	JN	2/13/08	jn	2/13/08
1959	B	Shell Plate was Zinc	JN	2/13/08	JN	2/13/08	JN	2/13/08

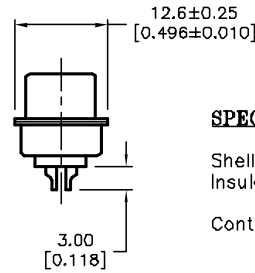
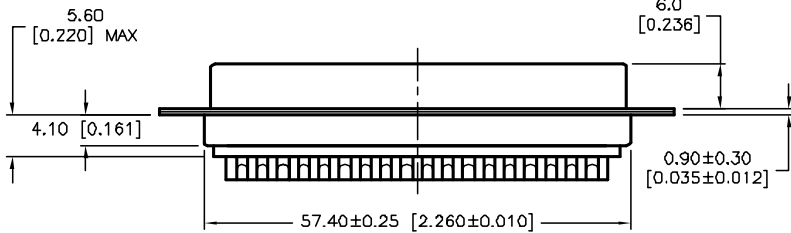
DOC. NO. SPC-F005 \* Effective: 7/8/02 \* DCP No: 1308



RoHS Compliant



**PANEL CUTOUT**



**SPECIFICATIONS:**

Shell: Tin-Plate  
 Insulator: PBT+30% Fiber-Glass UL 94V-0, Blue Color  
 Contact: Brass, Stamped, Gold-Plated on Contact Area Tin-Plated on Solder Cup  
 Current Rating: 5 Amps  
 Contact Resistance: 15 miliohms Max.  
 Insulator Resistance: 1000 Megohms Min.  
 Voltage: 500 VAC for 1 Minute  
 Temperature: -50°C to +100°C

**DISCLAIMER:**  
 ALL STATEMENTS AND TECHNICAL INFORMATION CONTAINED HEREIN ARE BASED UPON INFORMATION AND/OR TESTS WE BELIEVE TO BE ACCURATE AND RELIABLE. SINCE CONDITIONS OF USE ARE BEYOND OUR CONTROL, THE USER SHALL DETERMINE THE SUITABILITY OF THE PRODUCT FOR THE INTENDED USE AND ASSUME ALL RISK AND LIABILITY WHATSOEVER IN CONNECTION THEREWITH.

**TOLERANCES:**

Unless Otherwise Specified  
 .X ±0.35 [0.014]  
 .XX ±0.15 [0.006]

DRAWN BY:	DATE:
EKLAS ODISH	07/25/06
CHECKED BY:	DATE:
Jason Nash	2/13/08
APPROVED BY:	DATE:
Jason Nash	2/13/08

DRAWING TITLE: <b>37 Pin D-Sub Solder Plug, Stamped Contacts</b>			
SIZE	DWG. NO.	ELECTRONIC FILE	REV
A	SPC15230	79K4829.DWG	B
SCALE: NTS	U.Q.M.: mm [INCHES]	SHEET: 1 OF 1	