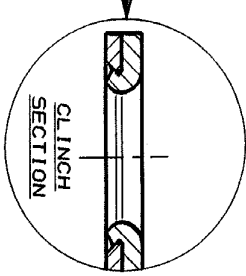
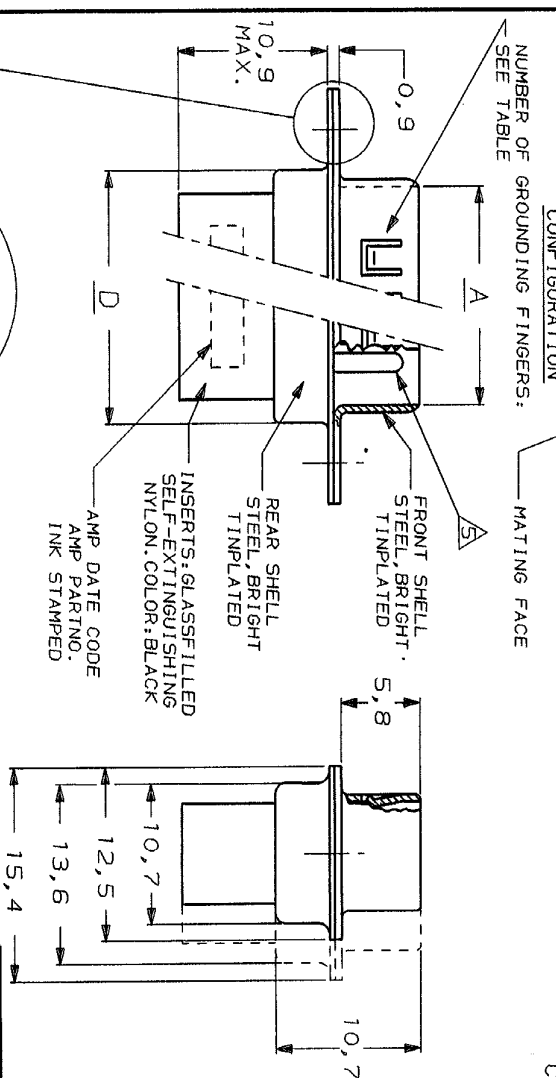
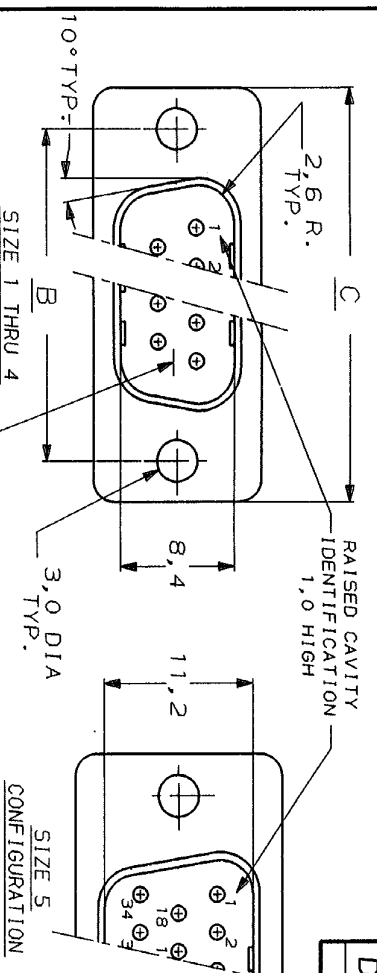


DO NOT SCALE
 DIMENSIONS IN mm
METRIC
 THIRD ANGLE PROJECTION



- NOTES:**
- 1 THIS PLUG ACCEPTS SIZE 20 PIN CONTACTS.
 - 2 MAXIMUM WIRE INSULATION RECOMMENDED FOR USE WITH THIS PLUG IS 1,73 DIA. MAX..
 - 3 RETENTION TINES ARE AN INTEGRAL PART OF INSERT.
 - 4 FOLLOWING INSERTION/REMOVAL TOOLS ARE RECOMMENDED FOR USE WITH THESE CONNECTORS:
 32-28AWG/28-24AWG CONT'S 24-20AWG CONTACTS
 91067-3 INSERTION/REMOVAL 91067-2 INSERTION/REMOVAL
 726363-1 INSERTION ONLY 726363-1 INSERTION ONLY
 726364-1 INSERTION ONLY 726364-1 REMOVAL ONLY
- CONTACTS SHOWN FOR ILLUSTRATION ONLY, NO PART OF CONNECTOR PACKAGE ; MUST BE ORDERED SEPARATELY.

SIZE	NUMBER OF GROUNDING FINGERS
5	2 X 5 AT 2,6 PITCH
4	2 X 5 AT 7,6 PITCH
3	2 X 8 AT 3,8 PITCH
2	2 X 5 AT 3,8 PITCH
1	2 X 3 AT 3,8 PITCH

D	C	B	A	NR. OF POS.	SIZE	AMP ORDER NUMBER
55,3	66,9	61,1	52,9	50	5	167296-1
57,7	69,3	63,5	55,4	37	4	167295-1
41,3	53,0	47,0	39,0	25	3	167294-1
27,5	39,1	33,3	25,3	15	2	167293-1
19,3	30,8	25,0	16,9	9	1	167292-1

CUSTOMER DRAWING

FOR REFERENCE ONLY
 WILL NOT BE UPDATED

DATE: 20-11-97
 DR. B. MOOIJ.

DATE: 1-12-87
 CHK. S. WILHELMUS

DATE: 4-1-88
 APP. J. B. MOOIJ

AMP
 AMP-HOLLAND B.V.
 's-Hertogenbosch, The Netherlands.

THIS DRAWING IS UNPUBLISHED. RELEASED FOR PATENTATION.

© COPYRIGHT 1987 BY AMP-HOLLAND B.V.
 ALL RIGHTS RESERVED.
 AMP PRODUCTS MAY BE COVERED BY U.S. AND FOREIGN PATENTS AND/OR PATENTS PENDING.

WIRE RANGE: HDP-20 PLUG
 NAME: CONNECTOR, SIZE 1+5

INSUL. RANGE: C-167292+167296

DWG. No. C-167292+167296

SHEET 1 OF 1

REV. DATE: 201187
 REV. LTR. F

8 7 6 5 4 3 2 1