

4

3

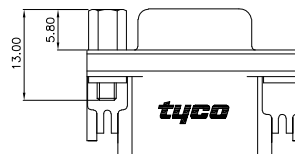
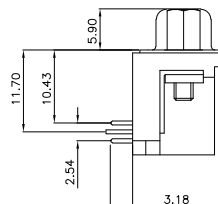
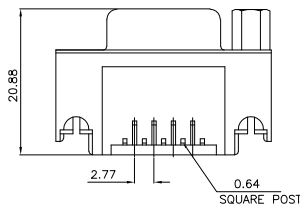
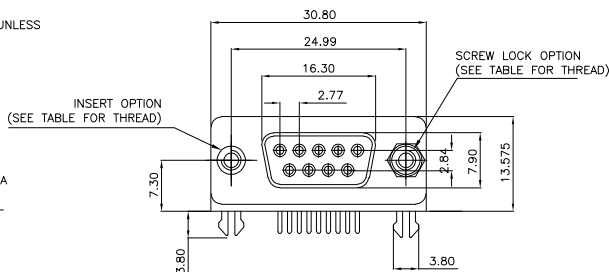
2

1

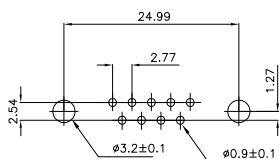
THIS DRAWING IS UNPUBLISHED. RELEASED FOR PUBLICATION OCT. 2003.  
 © COPYRIGHT 2003 BY TYCO ELECTRONICS CORPORATION. ALL RIGHTS RESERVED.

LOC		DIST		REVISIONS			
P	LTR	DESCRIPTION		DATE	DWN	APVD	
B		EBDO-0068-04		27JAN2004	JMS	FWK	

- NOTES:
- FOR LOCAL DATA REFER TO YOUR LOCAL TYCO ELECTRONICS SALES OFFICE.
  - ALL DIMENSIONS ARE NOMINAL FOR REFERENCE ONLY UNLESS OTHERWISE STATED.
  - MATERIAL :  
 HOUSING : THERMOPLASTIC, UL94V-0  
 BLACK COLOR  
 CONTACTS : PHOSPHOR BRONZE  
 SHELL : STEEL  
 BOARDLOCK : BRASS  
 SCREW : BRASS
  - FINISH :  
 CONTACT : 0.38µm MIN. GOLD PLATED ON CONTACT AREA  
 2.54µm MIN. TIN PLATED ON SOLDER TAILS  
 1.27µm MIN. NICKEL UNDERPLATED OVERALL  
 SHELL : 1.52µm MIN. TIN PLATED  
 BOARD LOCK : 1.52µm MIN. TIN PLATED  
 SCREW : 1.27µm MIN. NICKEL PLATED.
  - CHARACTERISTICS  
 CURRENT RATING : 5A  
 INSULATION RESISTANCE : 1000MΩ MIN. 500VDC FOR 2MINS.  
 TEMPERATURE RATING : -55DEGC ~ +105DEGC  
 VOLTAGE RATING : 250VDC



P.C.B. LAYOUT



9 WAY D SOCKET WITH BOARD LOCKS & 2 x M3 SCREW LOCKS, 0.38µm GOLD, RIGHT ANGLE	4-1634584-2
9 WAY D SOCKET WITH BOARD LOCKS & 2 x 4-40 SCREW LOCKS, 0.38µm GOLD, RIGHT ANGLE	3-1634584-2
9 WAY D SOCKET WITH BOARD LOCKS & 2 x M3 INSERTS, 0.38µm GOLD, RIGHT ANGLE	2-1634584-2
9 WAY D SOCKET WITH BOARD LOCKS & 2 x 4-40 INSERTS, 0.38µm GOLD, RIGHT ANGLE	1-1634584-2
DESCRIPTION	TYCO PART No.

THIS DRAWING IS A CONTROLLED DOCUMENT.		DWN	J. SANDWELL	15SEP2003	<b>tyco</b> Electronics	Tyco Electronics Corporation	
DIMENSIONS:		CHK	S. EBBUTT	15SEP2003		Stanmore, Middlesex, HA7 4RS	
MM	TOLERANCES UNLESS OTHERWISE SPECIFIED:	APVD	F. WHEELER-KING	15SEP2003	NAME	9 WAY D-SUB SOCKET WITH BOARD LOCK	
0 PLC	±	PRODUCT SPEC			SIZE	CAGE CODE	DRAWING NO
1 PLC	±	APPLICATION SPEC			A3	00779	1634584
2 PLC	±	WEIGHT			RESTRICTED TO		
3 PLC	±	CUSTOMER DRAWING			SCALE		
4 PLC	±				NTS		
ANGLES	±				SHEET		
FINISH	-				1 OF 2		
SEE NOTE					REV		
					B		

4

3

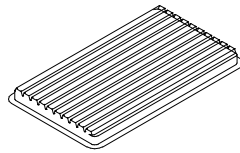
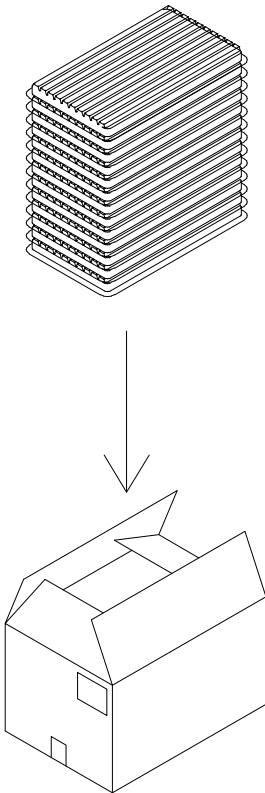
2

1

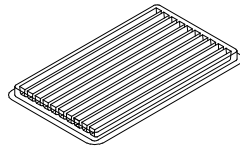
THIS DRAWING IS UNPUBLISHED. RELEASED FOR PUBLICATION OCT. 2003.  
 © COPYRIGHT 2003 BY TYCO ELECTRONICS CORPORATION. ALL RIGHTS RESERVED.

LOC		DIST		REVISIONS			
P	LTR	DESCRIPTION		DATE	DWN	APVD	
B		SEE SHEET 1		-	-	-	

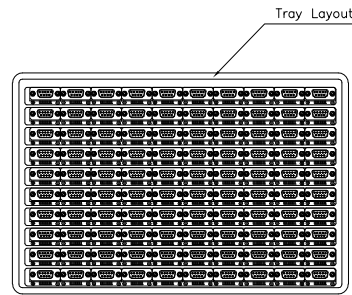
NOTES:  
 1. DIMENSION:  
 TRAY: L=310, W=220, H=23  
 SHIPPING BOX: L=335, W=230, H=320  
 2. QUANTITY:  
 90 PCS/TRAY  
 13 TRAY/SHIPPING BOX



COVER



TRAY



Tray Layout

THIS DRAWING IS A CONTROLLED DOCUMENT.		DWN J. SANDWELL 15SEP2003	Tyco Electronics Corporation Stanmore, Middlesex, HA7 4RS															
DIMENSIONS: MM		CHK S. EBBUTT 15SEP2003	NAME 9 WAY D-SUB SOCKET WITH BOARD LOCK															
<table border="1"> <tr> <th colspan="2">TOLERANCES UNLESS OTHERWISE SPECIFIED:</th> </tr> <tr> <td>0 PLC</td> <td>± -</td> </tr> <tr> <td>1 PLC</td> <td>± -</td> </tr> <tr> <td>2 PLC</td> <td>± -</td> </tr> <tr> <td>3 PLC</td> <td>± -</td> </tr> <tr> <td>4 PLC</td> <td>± -</td> </tr> <tr> <td>ANGLES</td> <td>± -</td> </tr> </table>		TOLERANCES UNLESS OTHERWISE SPECIFIED:		0 PLC	± -	1 PLC	± -	2 PLC	± -	3 PLC	± -	4 PLC	± -	ANGLES	± -	APVD F. WHEELER-KING 15SEP2003	PRODUCT SPEC -	
TOLERANCES UNLESS OTHERWISE SPECIFIED:																		
0 PLC	± -																	
1 PLC	± -																	
2 PLC	± -																	
3 PLC	± -																	
4 PLC	± -																	
ANGLES	± -																	
MATERIAL SEE NOTE		FINISH -	APPLICATION SPEC -	RESTRICTED TO -														
		WEIGHT -	SIZE A3	CAGE CODE 00779														
		DRAWING NO 1634584		SCALE NTS														
		CUSTOMER DRAWING		SHEET 2 OF 2 REV B														