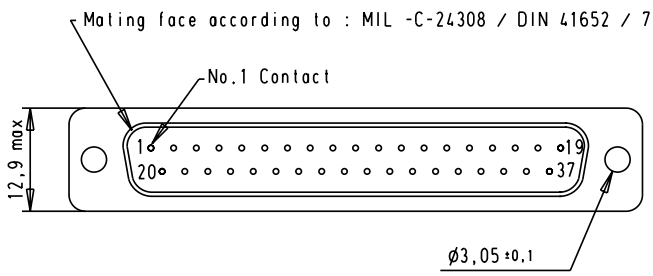


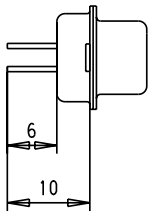


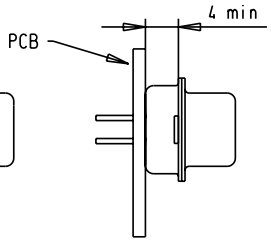


Assembly position

SPECIFICATION

| | |
|---|---|
| Mating Cycles | 200 |
| Capacitance | 47pf±20% |
| Working Voltage | 100v |
| Current Rating | 7,5A |
| Insulation Resistance | >1GΩ |

| FREQUENCY (MHz) | ATTENUATION dB |
|---|---|
| 5 | - |
| 10 | - |
| 50 | - |
| 100 | - |
| 500 | 30dB |
| 1000 | 35dB |

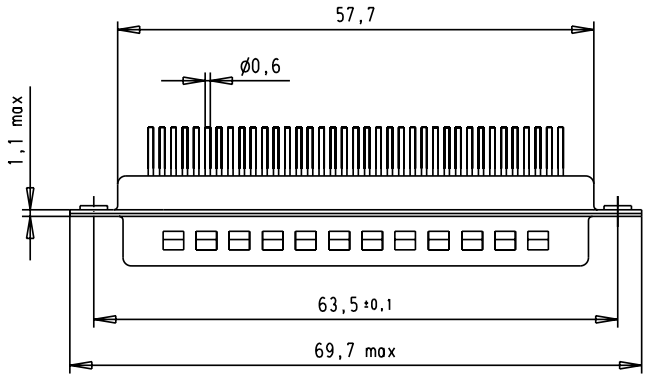


PCB Layout
Component side

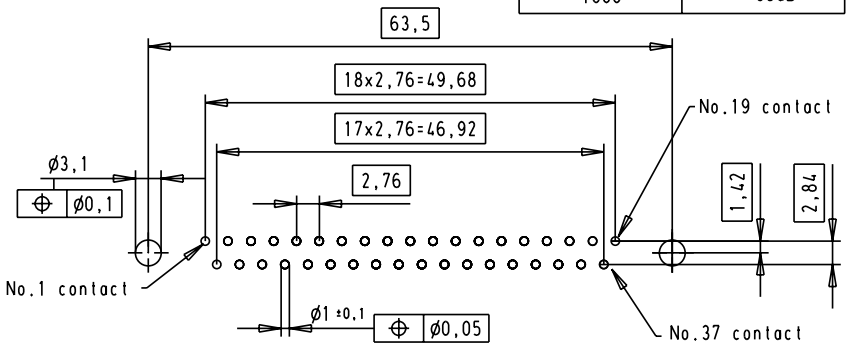


| | | | | Dat. | Name | | | Ma?Mstab/ Scale |
|---|---|---|---|---|---|---|---|---|
| | | | Detail. | 8-JUL-02 | CV | All Dim. in mm Orig. Size DIN A 4 | D-Sub, male, straight, 37 Poles, with turned solder pin and hole | 1.5:1 |
| | | | Insp. | | | | | |
| | | | Stand. | | | | | |
| 31058 | 8-JUL-02 | CV | HARTING EURL F-95972 Paris | | | | TB 09644227210 | Blatt/ Page 1/1 |
| Mod. | Dat. | Name | | | | | Sub. | |

Downloaded from Elcodis.com electronic components distributor