

5

4

3

2

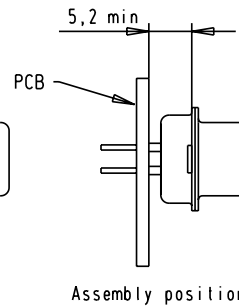
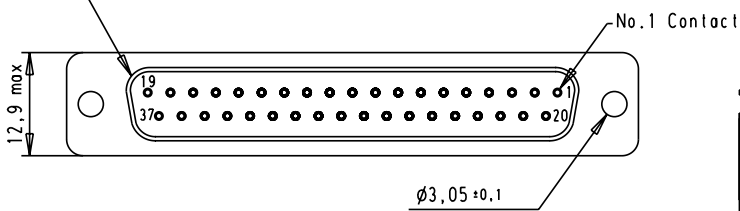
1

SPECIFICATION

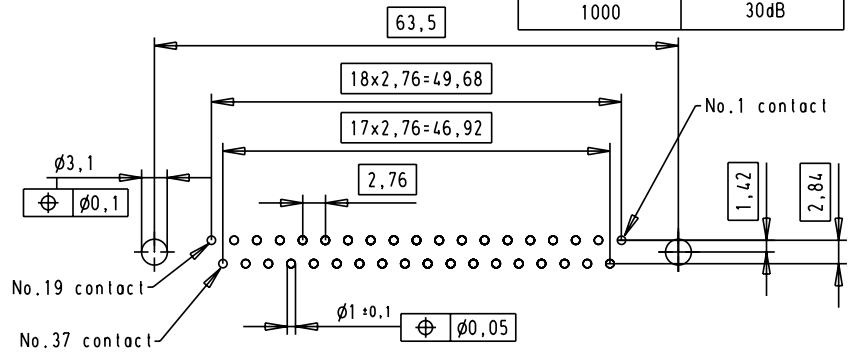
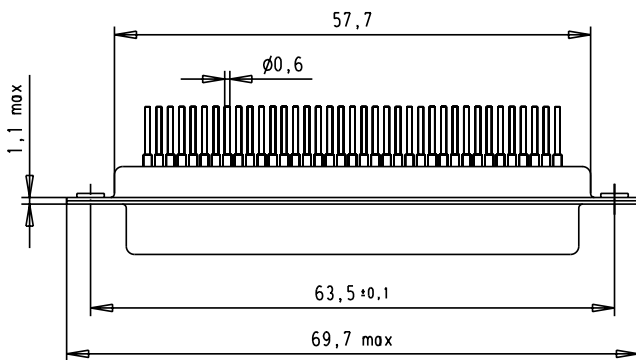
Mating Cycles	200
Capacitance	1000pF±20%
Working Voltage	100v
Current Rating	7.5A
Insulation Resistance	>1GΩ

FREQUENCY (MHz)	ATTENUATION (dB)
5	1dB
10	3dB
50	12dB
100	20dB
500	34dB
1000	30dB

Mating face according to : MIL -C-24308 / DIN 41652 / 75301-802



Assembly position

PCB Layout
Component side

Mod.	Dat.	Name	Delai.	Dat.	Name	Image	Description	Mc/MS Lab/Scale
			8-JUL-02		CV		D-Sub, female, straight, 37 Poles, with turned solder pin and hole	1.5:1
			Insp.			All Dim. in mm Orig. Size DIN A 4		
			Stand.					
31058	8-JUL-02	CV	HARTING EURL			TB 09644127230	Sub.	Blatt/ Page 1 / 1
			F-95972 Paris					