REVISIONS			
REV	ECN, ERN NO.	DATE	APPRD.
D	PRODUCT DRAWING (EAR 13263)	MAY08/08	K.L.

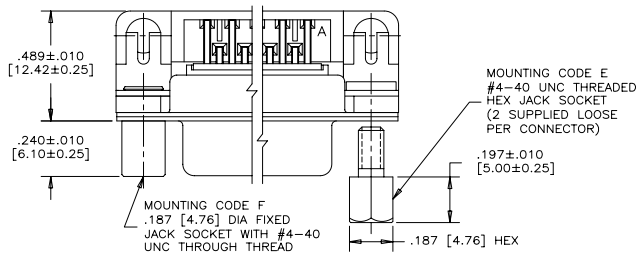

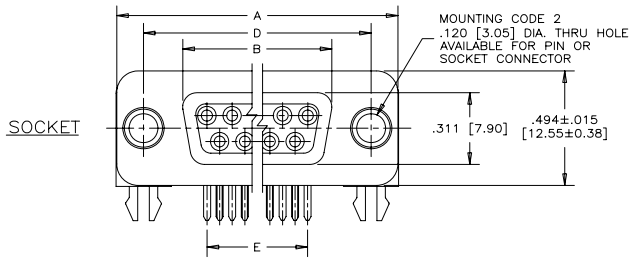

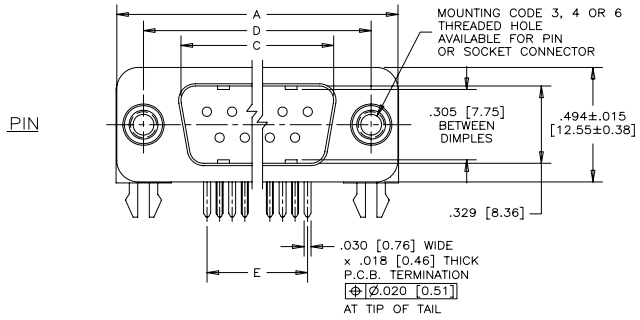

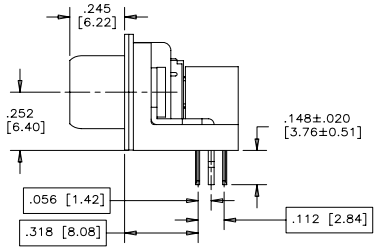

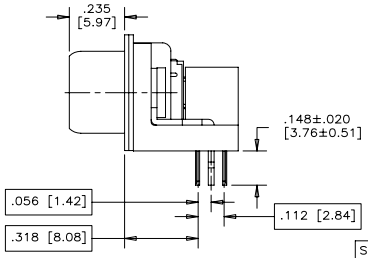

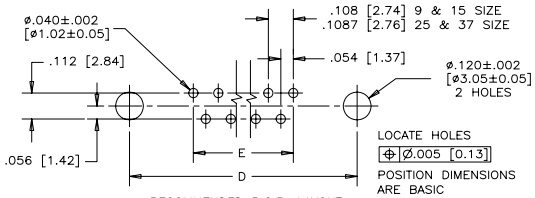

RECOMMENDED P.C.B. LAYOUT
(COMPONENT SIDE OF BOARD)

CAPACITANCE SCHEMATIC
FOR EACH POSITON

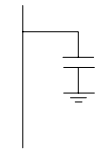

ORDERING CODE: F C E 1 7 – E 0 9 P A – 4 4 0 G

SERIES
FCE17=FILTERED D–SUB, RoHS

SIZE/NUMBER OF CONTACTS
E09, A15, B25, OR C37

CONNECTOR STYLE
P=PIN
S=SOCKET

TERMINATION TYPE
A=.318" [8.08] FOOTPRINT

CONTACT FINISH/GOLD THICKNESS
NO DIGIT=STANDARD 15 MICROINCHES [0.38 MICRONS] GOLD ON MATING AREA
G=50 MICROINCHES [1.27 MICRONS] GOLD ON MATING AREA

MODIFIER
0=STANDARD

FILTER CAPACITANCE
D=50 pF 7=1200 pF
B=100 pF 6=1300 pF
0=180 pF J=1500 pF
F=330 pF E=2200 pF
1=470 pF 9=5600 pF
4=820 pF 8=47000 pF
5=1000 pF N=NO FILTERS

REFER TO AMPHENOL CATALOGUE FOR FILTER PERFORMANCE CHARACTERISTICS

MOUNTING
2=.120 [3.05] DIA THROUGH HOLE
3=#4–40 UNC SELF–LOCKING THREAD
4=#4–40 UNC THREAD
6=M3 x 0.5 THREAD
E=CODE 4 MOUNTING WITH #4–40 UNC HEX JACK SOCKETS SUPPLIED.
F=#4–40 UNC FIXED ROUND JACK SOCKET

NOTES:

1. MATERIALS: ALL MATERIALS ARE RoHS COMPLIANT.
   - SHELL: STEEL, TIN PLATED
   - CONTACTS: PHOSPHOR BRONZE, PLATED WITH GOLD OVER 50μ" [1.27 MICRONS] MINIMUM NICKEL IN THE MATING AREA AND 100μ" [2.54 MICRONS] MINIMUM MATTE TIN ON THE TAILS.
   - INSULATOR: ENGINEERING THERMOPLASTIC, GLASS REINFORCED, UL FLAMMABILITY RATING 94V–0, COLOUR: BLACK
   - BOARDLOCK: COPPER ALLOY, TIN PLATED
   - MOUNTING HARDWARE, STEEL OR COPPER ALLOY, TIN OR NICKEL PLATED.
2. CONTACT RESISTANCE: 15 MILLIOHMS MAXIMUM
3. INSULATION RESISTANCE: 3000 MEGOHMS MINIMUM
4. CURRENT RATING: 5 AMPS MAXIMUM
5. OPERATING TEMPERATURE: –40°C TO 85°C
6. TOLERANCE UNLESS INDICATED OTHERWISE: ±.005 [0.13]

SIZE	STYLE	A±.015 [0.38]	B±.005 [0.13]	C±.005 [0.13]	D±.005 [0.13]	E BSC.
E09	PIN	1.213 [30.81]	-----	.666 [16.92]	.984 [24.99]	.432 [10.97]
	SOCKET		.643 [16.33]	-----		
A15	PIN	1.541 [39.14]	-----	.994 [25.25]	1.312 [33.32]	.756 [19.20]
	SOCKET		.971 [24.66]	-----		
B25	PIN	2.088 [53.04]	-----	1.534 [38.96]	1.852 [47.04]	1.304 [33.12]
	SOCKET		1.511 [38.38]	-----		
C37	PIN	2.729 [69.32]	-----	2.182 [55.42]	2.500 [63.50]	1.956 [49.68]
	SOCKET		2.159 [54.84]	-----		

DRAWN K. LAMBIE	DATE APR08/05	Amphenol Canada Corp.
DESIGNED		FCE17 SERIES FILTERED D–SUB CONNECTOR, PIN & SOCKET, RIGHT ANGLE .318 [8.08] F/P, PLASTIC MOUNTING BRACKET & BOARDLOCK, RoHS COMPLIANT
CHECKED		
I. E. APPRD.		
Q. A. APPRD.		
DWG. APPRD.		
ENG. REL. NO.		DWG C — DRAWING NO. P–FCE17–XXXXA–XXOX — REV. D
REF. EAR #12701		
DIMENSIONS ARE IN INCHES [mm]	CODE ID. NO. 03554	SCALE 3/1 — WT. ——— — SURF. ——— — SHEET 1 OF 1

THIS DOCUMENT CONTAINS PROPRIETARY INFORMATION AND SUCH INFORMATION MAY NOT BE DISCLOSED TO OTHERS FOR ANY PURPOSE OR USED FOR MANUFACTURING PURPOSES WITHOUT WRITTEN PERMISSION FROM AMPHENOL CANADA CORP.

Downloaded from Elcodis.com electronic components distributor