This is issued in strict confidence on condition that it is not used as a basis for manufacture or sale, and that it is not copied, reprinted or disclosed to a third party either wholly or in part without prior written consent of ITT Cannon.

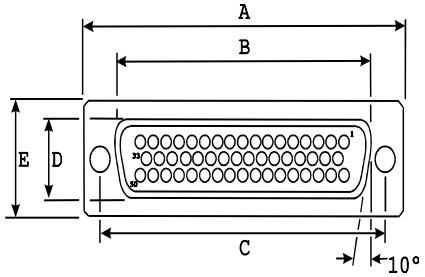

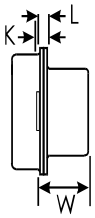

No mounting hardware selected

with 3,05 (.120) mounting hole

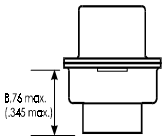

A ± 0,38 (.015)	B ± 0,13 (.005)	C ± 0,13 (.005)	D ± 0,13 (.005)	E ± 0,38 (.015)	L ± 0,25 (.010)	W ± 0,41 (.016)	K ± 0,32 (.013)
66,93 (2.635)	52,42 (2.064)	61,11 (2.406)	10,74 (.423)	15,37 (.605)	0,76 (.030)	6,94 (.273)	1,21 (.048)

50 crimp signal contacts, part number 031-1007-073 kitted with each connector

DESCRIPTION	MATERIAL	FINISH
Insulator	DAP 2 Piece	None, (Color White), Copper alloy retention clips
Shells	Steel	Yellow Chromate over Zinc
Signal Contacts	Copper alloy	Gold over Ni in mating area, Tin on balance

Unless otherwise specified, dimensions are in mm & (in.)

Tolerances are (.XXX = mm)

Decimals		Angles
.X	± 0,20 (.008)	X° ± 1.0°
.XX	± 0,10 (.004)	
.XXX	± 0,05 (.002)	

Issue Date: 25-Aug-99

Cannon | ITT Industries

CONNECTOR, RECEPTACLE, ELECTRICAL
D-SUBMINIATURE 50 POSITION CRIMP

PART NO. **DDMA50S**

Downloaded from Elcodis.com electronic components distributor