



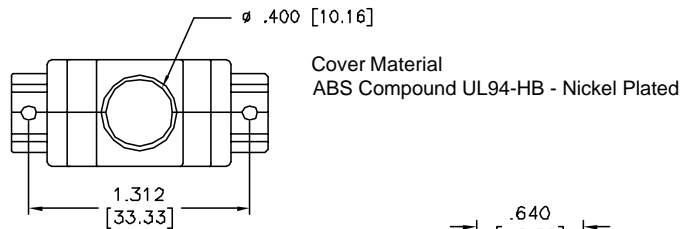
ALL RIGHTS RESERVED. NO PORTION OF THIS PUBLICATION, WHETHER IN WHOLE OR IN PART, CAN BE REPRODUCED WITHOUT THE EXPRESS WRITTEN CONSENT OF SPC TECHNOLOGY.

SPC-F005.DWG

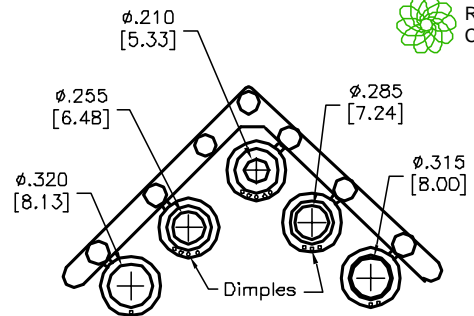
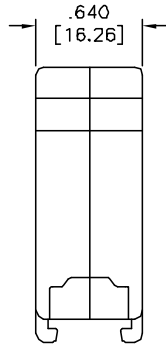
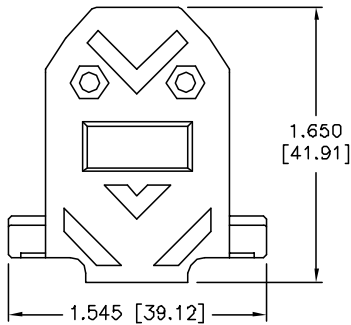
REVISIONS

DOC. NO. SPC-F005 * Effective: 7/8/02 * DCP No: 1398

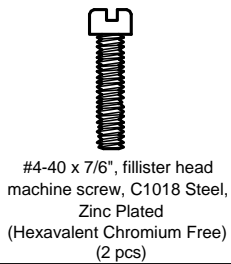
DCP #	REV	DESCRIPTION	DRAWN	DATE	CHECKD	DATE	APPRVD	DATE
1789	A	Released	DCM	5/10/07	JN	2/18/08	JN	2/18/08



Cover Material
ABS Compound UL94-HB - Nickel Plated



Compression Inserts
Material: Thermoplastic
Color: Black
Durometer: 75±5 Type A Per ASTM D2240



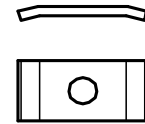
#4-40 x 7/6", fillister head machine screw, C1018 Steel, Zinc Plated (Hexavalent Chromium Free) (2 pcs)



#4-40, #2 Blank Hex Nut, C1010 Steel, Zinc Plated (Hexavalent Chromium Free) (2 pcs)



#4-40 x 1/2", fillister head captive screw, C1018 Steel, Zinc Plated (Hexavalent Chromium Free) (2 pcs)



#4 Saddle Washer, C.R. Steel, Zinc Plated (Hexavalent Chromium Free) (2 pcs)

DISCLAIMER:
ALL STATEMENTS AND TECHNICAL INFORMATION CONTAINED HEREIN ARE BASED UPON INFORMATION AND/OR TESTS WE BELIEVE TO BE ACCURATE AND RELIABLE. SINCE CONDITIONS OF USE ARE BEYOND OUR CONTROL, THE USER SHALL DETERMINE THE SUITABILITY OF THE PRODUCT FOR THE INTENDED USE AND ASSUME ALL RISK AND LIABILITY WHATSOEVER IN CONNECTION THEREWITH.

TOLERANCES:
UNLESS OTHERWISE SPECIFIED, DIMENSIONS ARE FOR REFERENCE PURPOSES ONLY.

DRAWN BY:	DATE:
Dan McVicker	5/10/07
CHECKED BY:	DATE:
Jason Nash	2/11/08
APPROVED BY:	DATE:
Jason Nash	2/11/08

DRAWING TITLE: Two Piece, Metalized Plastic D-Sub Cover, 15 Pin			
SIZE	DWG. NO.	ELECTRONIC FILE	REV
A	SPC14988	80K5399.dwg	A
SCALE: NTS	U.O.M.: INCHES [mm]	SHEET: 1 OF 1	