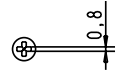
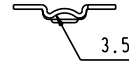
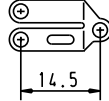
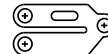
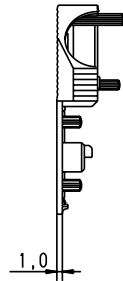
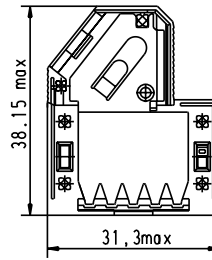
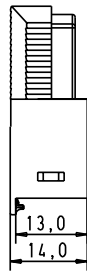
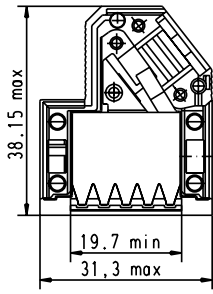


Alle Rechte vorbehalten/ All rights reserved

Hood lower part

Hood upper part



Strain relief 1 Strain relief 2

Flathead screws

			Del.	Name	 All Dim. in mm Orig. Size DIN A 4	D-Sub Hoods 9 POLES with SHELL	Maßstab/ Scale	
			Detail.	27/02/03			S.H.	
			Insp.					
			Stand.					
31392	27/02/03	S.H.	HARTING ELEKTRONIK F-95972 Paris				TB 09 67 009 0573	Blatt/ Page
Mod.	Del.	Name					Sub.	