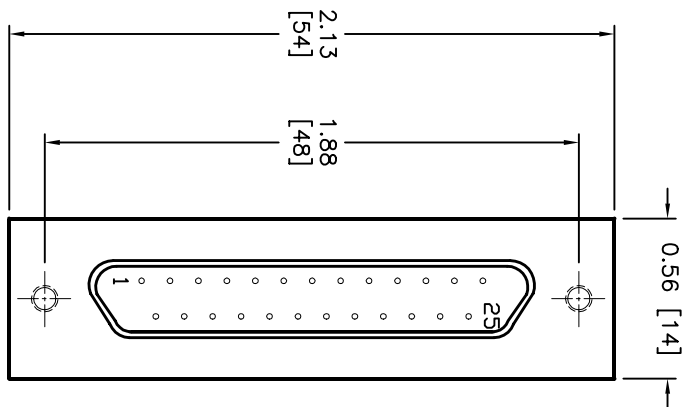
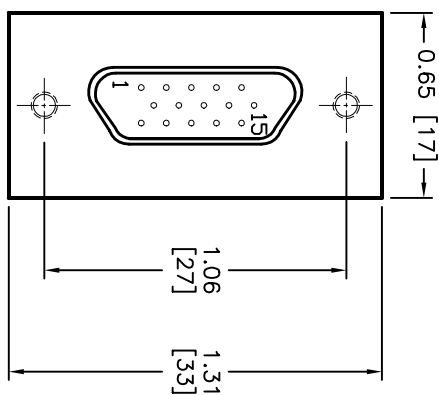
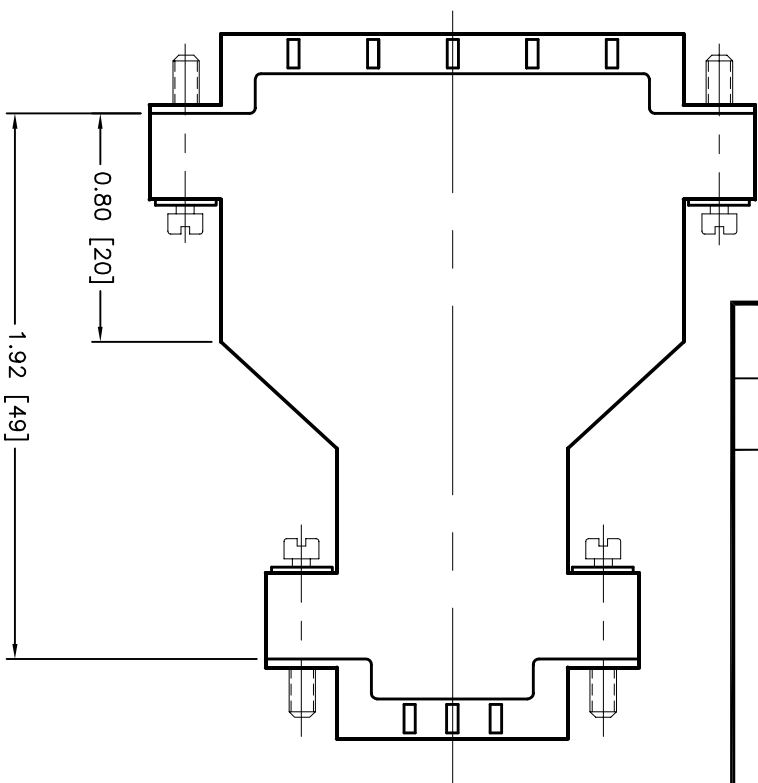


ALL RIGHTS RESERVED. NO PORTION OF THIS PUBLICATION, WHETHER IN WHOLE OR IN PART CAN BE REPRODUCED WITHOUT THE EXPRESS WRITTEN CONSENT OF SPC TECHNOLOGY.

REVISIONS			DOC. NO.	SPC-F005	Effective:	12/21/98	DCP No.	680
DCP #	REV	DESCRIPTION	DRAWN	DATE	CHECKD	DATE	APPRD	DATE
788	A	RELEASED	HYO	4/9/00	JC	8/11/00	DJC	9/11/00



CONNECTOR "A"



CONNECTOR "B"

SPECIFICATIONS:

- CONNECTOR "A": DB-25M
(2) #4-40 SCREWS
25 MALE PINS
BEIGE MOLDED PLASTIC
- CONNECTOR "B": HD-15M
(2) #4-40 SCREWS
15 MALE PINS
BEIGE MOLDED PLASTIC

WIRING PIN DIAGRAM:

- PIN 1 ----- PIN 10
- PIN 2 ----- PIN 1
- PIN 3 ----- PIN 2
- PIN 10 ----- PIN 11
- PIN 14 ----- PIN 3
- PIN 16 ----- PIN 13
- PIN 17 ----- PIN 14
- G ----- G

DISCLAIMER:
ALL STATEMENTS AND TECHNICAL INFORMATION CONTAINED HEREIN ARE BASED UPON INFORMATION AND/OR TESTS WE BELIEVE TO BE ACCURATE AND RELIABLE. SINCE CONDITIONS OF USE ARE BEYOND OUR CONTROL, WE CANNOT GUARANTEE THE PERFORMANCE OF THE PRODUCT FOR THE INTENDED USE AND ASSUME ALL RISK AND LIABILITY WHATSOEVER IN CONNECTION THEREWITH.



SPC TECHNOLOGY

UNLESS OTHERWISE SPECIFIED,

DRAWN BY: HISHAM ODISH

DATE: 4/9/00

DIMENSIONS ARE FOR REFERENCE PURPOSES ONLY.

CHECKED BY: JOHN COLE

DATE: 8/11/00

DRAWING TITLE: HD-15M/DB-25M ADAPTER

APPROVED BY: DANIEL CAREY

DATE: 9/11/00

SIZE: A

DWG. NO.: 8587-1309

ELECTRONIC FILE: 10N128.DWG

REV: A

SCALE: NTS

U.O.M.: INCHES [mm]

SHEET: 1 OF 1