



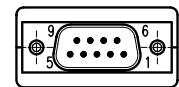
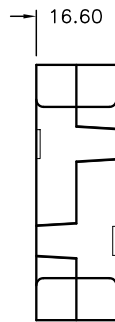
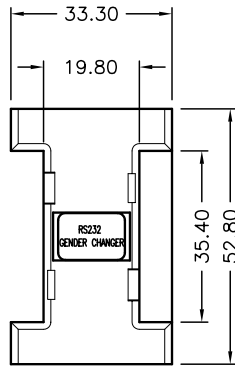
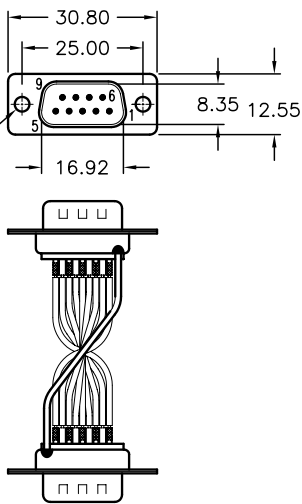
ALL RIGHTS RESERVED. NO PORTION OF THIS PUBLICATION, WHETHER IN WHOLE OR IN PART CAN BE REPRODUCED WITHOUT THE EXPRESS WRITTEN CONSENT OF SPC TECHNOLOGY.

SPC-F005.DWG


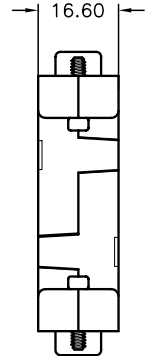
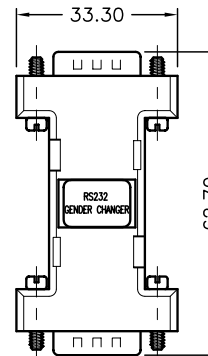
REVISIONS

DOC. NO. SPC-F005 * Effective: 7/8/02 * DCP No: 1398

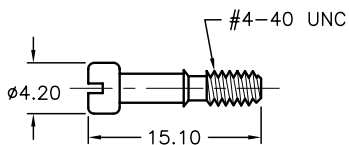
DCP #	REV	DESCRIPTION	DRAWN	DATE	CHECKD	DATE	APPRVD	DATE
1891	A	RELEASED	EO	07/25/06	YA	07/25/06	HO	07/25/06



DB-9(M)



DB-9(M)



SCREW (4pcs)

PIN DIAGRAM	
HD-9(M)	HD-9(M)
1	1
2	2
3	3
4	4
5	5
6	6
7	7
8	8
9	9
Shell	Shell

Specifications:

1. Cover: ABS, Beige Color
2. Metal Shell: Steel, Nickel-Plated
3. Electronic Wire: 26 AWG with PVC Jacket
4. Contact: Brass, Nickel-Plated Overall & Gold-Plated on Contact Area
5. Insulator: PBT, Blue Color
6. Screw: Steel, Nickel-Plated

DISCLAIMER:
ALL STATEMENTS AND TECHNICAL INFORMATION CONTAINED HEREIN ARE BASED UPON INFORMATION AND/OR TESTS WE BELIEVE TO BE ACCURATE AND RELIABLE. SINCE THE CONDITIONS OF USE ARE BEYOND OUR CONTROL, THE USER SHALL DETERMINE THE SUITABILITY OF THE PRODUCT FOR THE INTENDED USE AND ASSUME ALL RISK AND LIABILITY WHATSOEVER IN CONNECTION THEREWITH.

TOLERANCES:
Unless Otherwise Specified
.X ±0.2 [0.008]
.XX ±0.12 [0.005]

DRAWN BY:	DATE:
EKLAS ODISH	07/25/06
CHECKED BY:	DATE:
YILMAZ AKYONDEM	07/25/06
APPROVED BY:	DATE:
HISHAM ODISH	07/25/06

DRAWING TITLE: Gender Changer, DB9 Pin Male to Male			
SIZE	DWG. NO.	ELECTRONIC FILE	REV
A	SPC19767	84K8533.DWG	A
SCALE: NTS	U.O.M.: mm [INCHES]	SHEET: 1 OF 1	