



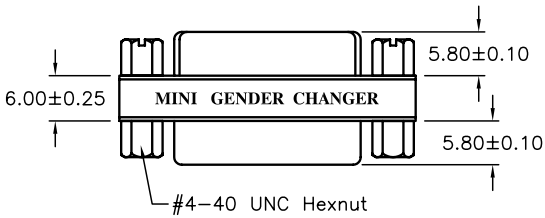
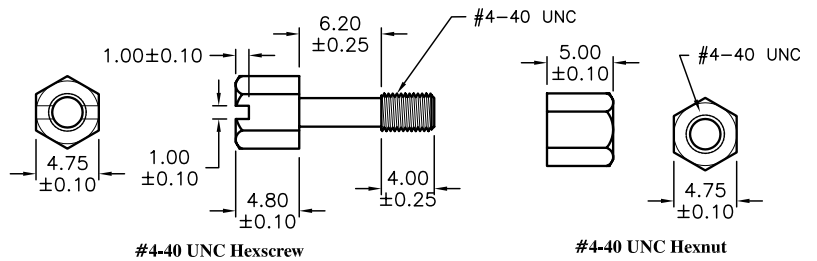
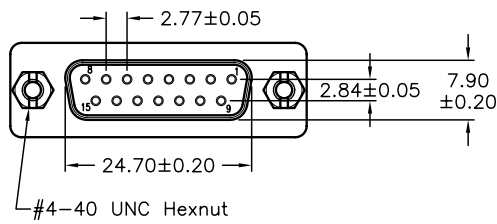
ALL RIGHTS RESERVED. NO PORTION OF THIS PUBLICATION, WHETHER IN WHOLE OR IN PART CAN BE REPRODUCED WITHOUT THE EXPRESS WRITTEN CONSENT OF SPC TECHNOLOGY.

SPC-F005.DWG

REVISIONS

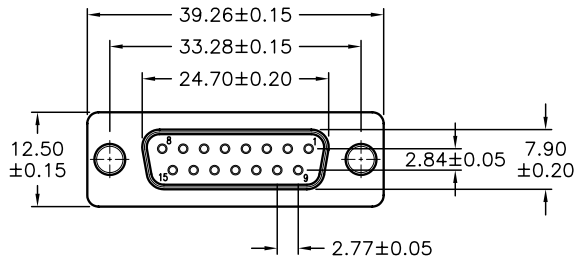
DOC. NO. SPC-F005 • Effective: 7/8/02 • DCP No: 1398

| DCP # | REV | DESCRIPTION | DRAWN | DATE     | CHECKD | DATE    | APPRVD | DATE    |
|-------|-----|-------------|-------|----------|--------|---------|--------|---------|
| 1891  | A   | RELEASED    | EO    | 06/27/06 | YA     | 7/25/06 | HO     | 7/25/06 |



**PIN OUT**

|               |            |
|---------------|------------|
| 25P Female    | 25P Female |
| 1 — — — — 1   |            |
| 2 — — — — 2   |            |
| 3 — — — — 3   |            |
| }             |            |
| 24 — — — — 24 |            |
| 25 — — — — 25 |            |
| G — — — — G   |            |



- SPECIFICATIONS:**
- CURRENT RATING: 3 AMP
  - Insulator: PBT Glass fibre reinforced UL94V-0
  - Contact: Brass
  - Contact Plating: Gold plated over Nickel
  - Shell: Tin Plated Shell
  - Dielectric Strength: 1000 VAC for one Minute
  - Insulator Resistance: 1000 Megohm min at 500V DC
  - Temperature: -55°C to +105°C

DISCLAIMER:  
ALL STATEMENTS AND TECHNICAL INFORMATION CONTAINED HEREIN ARE BASED UPON INFORMATION AND/OR TESTS WE BELIEVE TO BE ACCURATE AND RELIABLE. SINCE CONDITIONS OF USE ARE BEYOND OUR CONTROL, THE USER SHALL DETERMINE THE SUITABILITY OF THE PRODUCT FOR THE INTENDED USE AND ASSUME ALL RISK AND LIABILITY WHATSOEVER IN CONNECTION THEREWITH.

**TOLERANCES:**

Unless Otherwise Specified

.X ±0.2 [0.008]

.XX ±0.12 [0.005]

|                 |          |
|-----------------|----------|
| DRAWN BY:       | DATE:    |
| EKLAS ODISH     | 06/27/06 |
| CHECKED BY:     | DATE:    |
| YILMAZ AKYONDEM | 7/25/06  |
| APPROVED BY:    | DATE:    |
| HISHAM ODISH    | 7/25/06  |

|  |                     |                 |     |
|--|---------------------|-----------------|-----|
| DRAWING TITLE:<br><b>Low Prof Gender Changer, DB15 Pin Female/Female</b> |                     |                 |     |
| SIZE   | DWG. NO.            | ELECTRONIC FILE | REV |
| A  | SPC19826            | 84K8588.DWG     | A   |
| SCALE:   | U.O.M.: mm [INCHES] | SHEET: 1 OF 1   |     |
| NTS  |                     |                 |     |