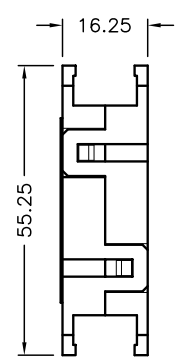
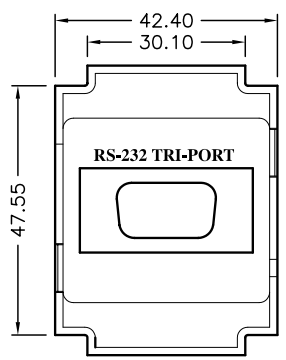
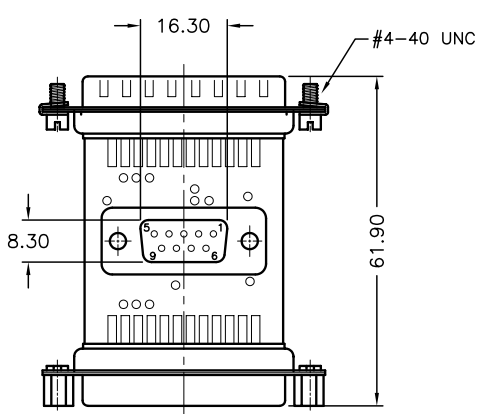
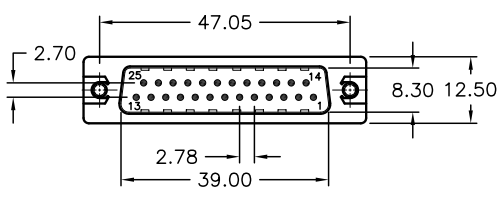
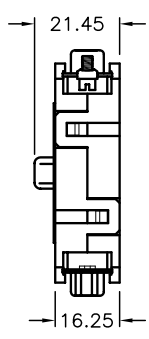
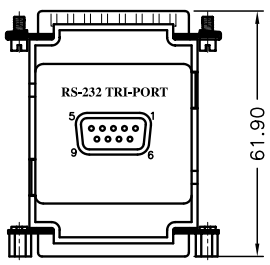




ALL RIGHTS RESERVED. NO PORTION OF THIS PUBLICATION, WHETHER IN WHOLE OR IN PART CAN BE REPRODUCED WITHOUT THE EXPRESS WRITTEN CONSENT OF SPC TECHNOLOGY.

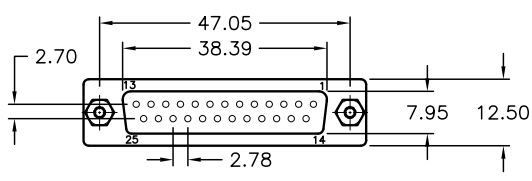
SPC-F005.DWG

REVISIONS						DOC. NO. SPC-F005 * Effective: 7/8/02 * DCP No: 1398					
DCP #	REV	DESCRIPTION				DRAWN	DATE	CHECKD	DATE	APPRVD	DATE
1891	A	RELEASED				EO	06/27/06	YA	7/25/06	HO	7/25/06



PINOUT

DB25 MALE	DB9	DB25 FEMALE
1		1
2	3	2
3	2	3
4	7	4
5	8	5
6	6	6
7	5	7
8	1	8
9		9
19		19
20	4	20
21		21
22	9	22
23		23
24		24
25		25



Specifications:

1. Cover: ABS, Black Color
2. PC Board: Glass-Fiber
3. Metal Shell: Steel, Nickel-Plated
4. Contact: Brass, Gold-Plated
5. Insulator: PBT, Blue Color

DISCLAIMER:
ALL STATEMENTS AND TECHNICAL INFORMATION CONTAINED HEREIN ARE BASED UPON INFORMATION AND/OR TESTS WE BELIEVE TO BE ACCURATE AND RELIABLE. SINCE CONDITIONS OF USE ARE BEYOND OUR CONTROL, THE USER SHALL DETERMINE THE SUITABILITY OF THE PRODUCT FOR THE INTENDED USE AND ASSUME ALL RISK AND LIABILITY WHATSOEVER IN CONNECTION THEREWITH.

TOLERANCES:
Unless Otherwise Specified
.X ±0.2 [0.008]
.XX ±0.12 [0.005]

DRAWN BY:	DATE:
EKLAS ODISH	06/27/06
CHECKED BY:	DATE:
YILMAZ AKYONDEM	7/25/06
APPROVED BY:	DATE:
HISHAM ODISH	7/25/06

DRAWING TITLE: RS232 Tri-Port Adapter, DB25P Male/DB9P Female/DB25P Female			
SIZE	DWG. NO.	ELECTRONIC FILE	REV
A	SPC19824	84K8586.DWG	A
SCALE: NTS	U.O.M.: mm [INCHES]	SHEET: 1 OF 1	