



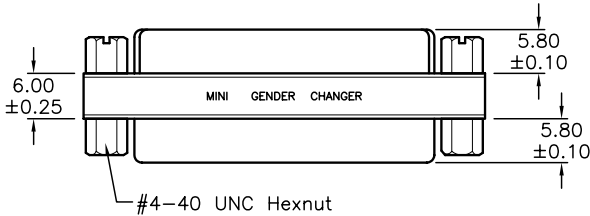
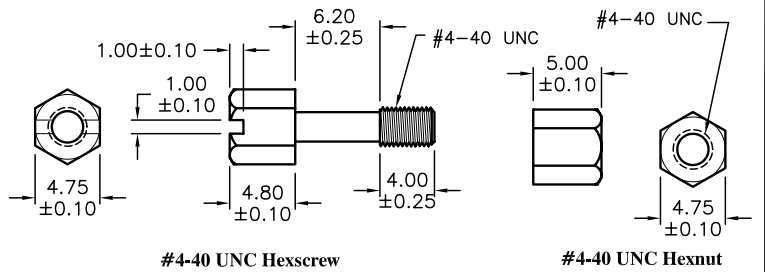
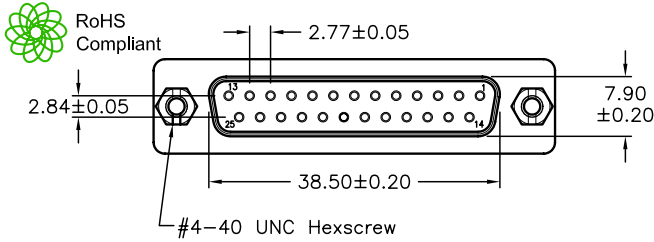
ALL RIGHTS RESERVED. NO PORTION OF THIS PUBLICATION, WHETHER IN WHOLE OR IN PART CAN BE REPRODUCED WITHOUT THE EXPRESS WRITTEN CONSENT OF SPC TECHNOLOGY.

SPC-F005.DWG

REVISIONS

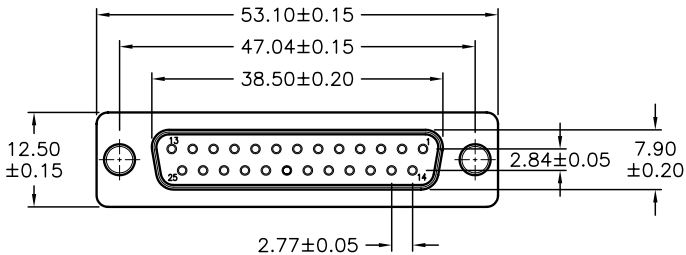
DOC. NO. SPC-F005 • Effective: 7/8/02 • DCP No: 1398

DCP #	REV	DESCRIPTION	DRAWN	DATE	CHECKD	DATE	APPRVD	DATE
1891	A	RELEASED	EO	06/27/06	SA	7/25/06	HO	7/25/06



PIN OUT:

25P Female	25P Female
1 — — — — 1	
2 — — — — 2	
3 — — — — 3	
}	
24 — — — — 24	
25 — — — — 25	
6 — — — — 6	



SPECIFICATION:

- Current Rating: 3 AMP
- Insulator: PBT Glass fibre reinforced UL94V-0
- Contact: Brass
- Contact Plated: Gold plated over Nickel
- Shell: Tin Plated Shell
- Dielectric Strength: 1000 VAC for one Minute
- Insulator Resistance: 1000 Megohm min at 500 VDC
- Temperature: -55°C to +105°C

DISCLAIMER:
ALL STATEMENTS AND TECHNICAL INFORMATION CONTAINED HEREIN ARE BASED UPON INFORMATION AND/OR TESTS WE BELIEVE TO BE ACCURATE AND RELIABLE. SINCE CONDITIONS OF USE ARE BEYOND OUR CONTROL, THE USER SHALL DETERMINE THE SUITABILITY OF THE PRODUCT FOR THE INTENDED USE AND ASSUME ALL RISK AND LIABILITY WHATSOEVER IN CONNECTION THEREWITH.

TOLERANCES:
Unless Otherwise Specified
.X ±0.2 [0.008]
.XX ±0.12 [0.005]

DRAWN BY:	DATE:
EKLAS ODISH	06/27/06
CHECKED BY:	DATE:
SAMI ALNADI	7/25/06
APPROVED BY:	DATE:
HISHAM ODISH	7/25/06

DRAWING TITLE: Low Prof Gender changer, DB25 Pin Female/Female, RoHS			
SIZE	DWG. NO.	ELECTRONIC FILE	REV
A	SPC19776	84K8540.DWG	A
SCALE: NTS	U.O.M.: mm [INCHES]	SHEET: 1 OF 1	