



ALL RIGHTS RESERVED. NO PORTION OF THIS PUBLICATION, WHETHER IN WHOLE OR IN PART CAN BE REPRODUCED WITHOUT THE EXPRESS WRITTEN CONSENT OF SPC TECHNOLOGY.

SPC-F005.DWG

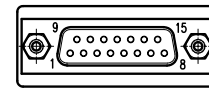
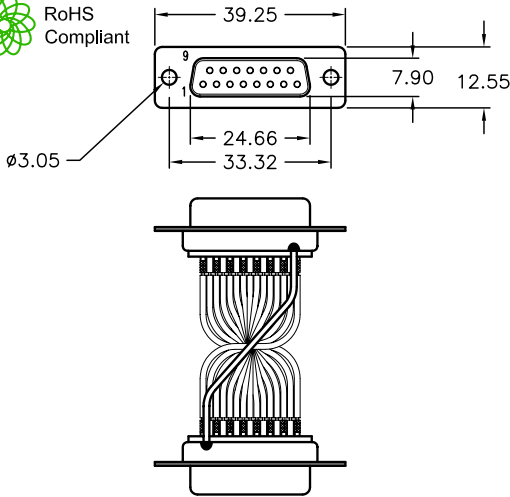
REVISIONS

DOC. NO. SPC-F005 \* Effective: 7/8/02 \* DCP No: 1398

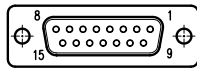
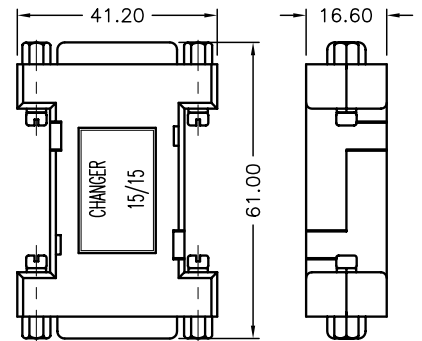
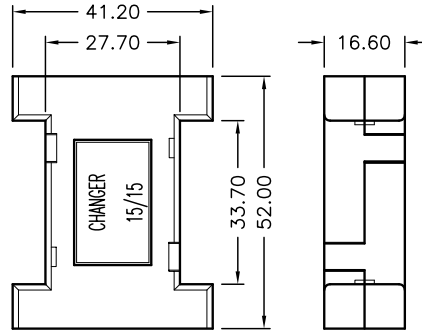
DCP #	REV	DESCRIPTION	DRAWN	DATE	CHECKD	DATE	APPRVD	DATE
1891	A	RELEASED	EO	07/25/06	YA	7/25/06	HO	7/25/06



RoHS Compliant



DB-15(F)

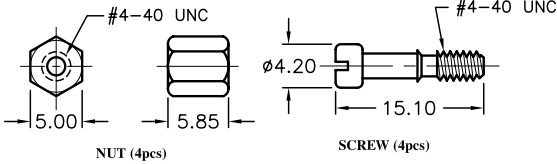


DB-15(F)

PIN DIAGRAM	
HD-15(F)	HD-15(F)
1	1
2	2
3	3
4	4
5	5
6	6
7	7
8	8
9	9
10	10
11	11
12	12
13	13
14	14
15	15
Shell	Shell

**Specifications:**

1. Cover: ABS, Gray Color
2. Metal Shell: Steel, Nickel-Plated
3. Electronic Wire: 26 AWG with PVC Jacket
4. Contact: Brass, Nickel-Plated Overall & Gold-Plated on Contact Area
5. Insulator: PBT, Blue Color
6. Screw: Steel, Nickel-Plated
7. Nut: Brass, Nickel-Plated



NUT (4pcs)

SCREW (4pcs)

DISCLAIMER:  
ALL STATEMENTS AND TECHNICAL INFORMATION CONTAINED HEREIN ARE BASED UPON INFORMATION AND/OR TESTS WE BELIEVE TO BE ACCURATE AND RELIABLE. SINCE CONDITIONS OF USE ARE BEYOND OUR CONTROL, THE USER SHALL DETERMINE THE SUITABILITY OF THE PRODUCT FOR THE INTENDED USE AND ASSUME ALL RISK AND LIABILITY WHATSOEVER IN CONNECTION THEREWITH.

TOLERANCES:

Unless Otherwise Specified  
.X ±0.2 [0.008]  
.XX ±0.12 [0.005]

DRAWN BY:	DATE:
EKLAS ODISH	07/25/06
CHECKED BY:	DATE:
YILMAZ AKYONDEM	7/25/06
APPROVED BY:	DATE:
HISHAM ODISH	7/25/06

DRAWING TITLE:

Gender Changer, DB15 Pin Female to Female

SIZE	DWG. NO.	ELECTRONIC FILE	REV
A	SPC19766	84K8532.DWG	A
SCALE:	U.O.M.:	SHEET:	
NTS	mm [INCHES]	1 OF 1	