



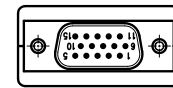
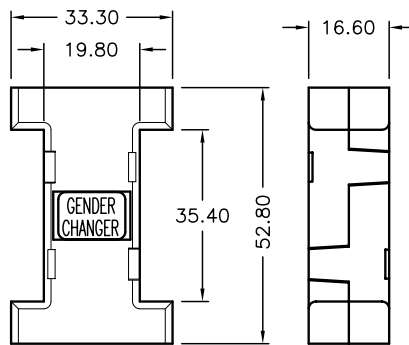
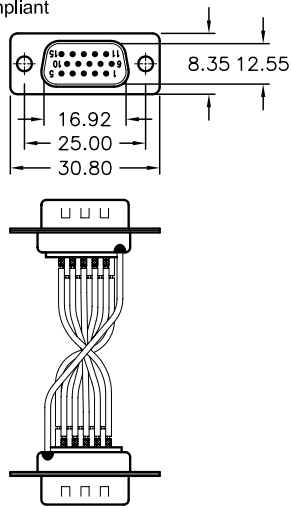
ALL RIGHTS RESERVED. NO PORTION OF THIS PUBLICATION, WHETHER IN WHOLE OR IN PART CAN BE REPRODUCED WITHOUT THE EXPRESS WRITTEN CONSENT OF SPC TECHNOLOGY.

SPC-F005.DWG

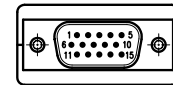
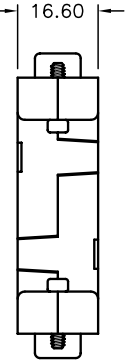
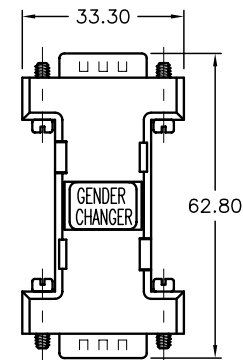
REVISIONS

DOC. NO. SPC-F005 \* Effective: 7/8/02 \* DCP No: 1398

| DCP # | REV | DESCRIPTION | DRAWN | DATE     | CHECKD | DATE     | APPRVD | DATE     |
|-------|-----|-------------|-------|----------|--------|----------|--------|----------|
| 1891  | A   | RELEASED    | EO    | 07/25/06 | SA     | 07/25/06 | HO     | 07/25/06 |



HD-15(M)

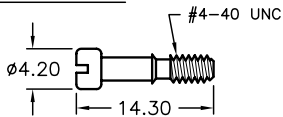


HD-15(M)

ASSEMBLY

| PIN DIAGRAM |          |
|-------------|----------|
| HD-15(M)    | HD-15(M) |
| 1           | 1        |
| 2           | 2        |
| 3           | 3        |
|             |          |
| 13          | 13       |
| 14          | 14       |
| 15          | 15       |
| Shell       | Shell    |

SCREW 4PCS



Specifications:

1. Cover: ABS, Gray Color
2. Metal Shell: Steel, Nickel-Plated
3. Electronic Wire: 26 AWG W/PVC Jacket
4. Contact: Brass, Nickel-Plated Overall & Gold-Plated on Contact Area
5. Insulator: PBT, Blue Color
6. Screw: Steel, Nickel-Plated

DISCLAIMER:  
ALL STATEMENTS AND TECHNICAL INFORMATION CONTAINED HEREIN ARE BASED UPON INFORMATION AND/OR TESTS WE BELIEVE TO BE ACCURATE AND RELIABLE. SINCE CONDITIONS OF USE ARE BEYOND OUR CONTROL, THE USER SHALL DETERMINE THE SUITABILITY OF THE PRODUCT FOR THE INTENDED USE AND ASSUME ALL RISK AND LIABILITY WHATSOEVER IN CONNECTION THEREWITH.

TOLERANCES:

Unless Otherwise Specified  
.X ±0.2 [0.008]  
.XX ±0.12 [0.005]

| DRAWN BY:    | DATE:    |
|--------------|----------|
| EKLAS ODISH  | 07/25/06 |
| CHECKED BY:  | DATE:    |
| SAMI ALNADI  | 07/25/06 |
| APPROVED BY: | DATE:    |
| HISHAM ODISH | 07/25/06 |

| DRAWING TITLE:   |          |                     |               |
|--|----------|---------------------|---------------|
| Gender Changer, High Density DB15 Pin Male to Male, RoHS |          |                     |               |
| SIZE   | DWG. NO. | ELECTRONIC FILE     | REV           |
| A  | SPC19763 | 84K8529.DWG         | A             |
| SCALE: NTS   |          | U.O.M.: mm [INCHES] | SHEET: 1 OF 1 |