



ALL RIGHTS RESERVED. NO PORTION OF THIS PUBLICATION, WHETHER IN WHOLE OR IN PART CAN BE REPRODUCED WITHOUT THE EXPRESS WRITTEN CONSENT OF SPC TECHNOLOGY.

SPC-F005.DWG

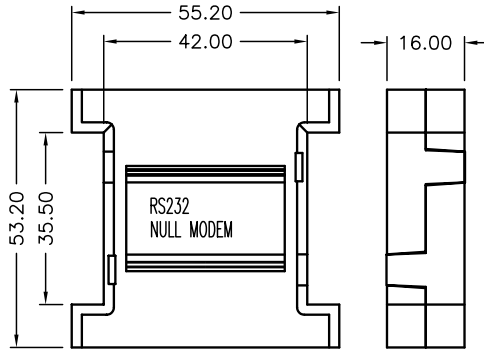
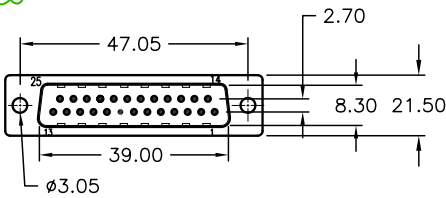
REVISIONS

| DCP # | REV | DESCRIPTION | DRAWN | DATE     | CHECKD | DATE     | APPRVD | DATE     |
|-------|-----|-------------|-------|----------|--------|----------|--------|----------|
| 1891  | A   | RELEASED    | EO    | 07/25/06 | SA     | 07/25/06 | HO     | 07/25/06 |

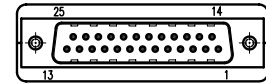
DOC. NO. SPC-F005 \* Effective: 7/8/02 \* DCP No: 1398



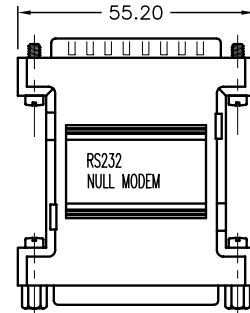
RoHS Compliant



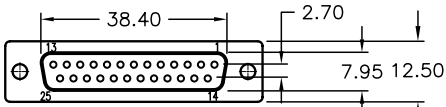
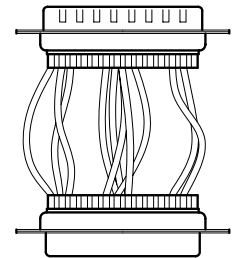
COVER



DB-25(M)



ASSEMBLY



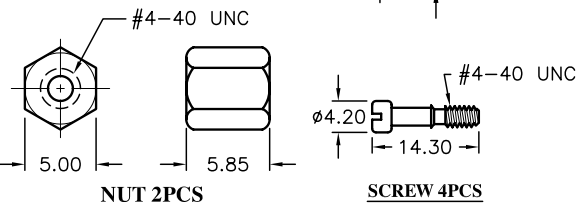
DB-25F

DB-25M

- |       |       |
|-------|-------|
| 1     | 1     |
| 2     | 3     |
| 3     | 2     |
| 6     | 20    |
| 8     | 7     |
| 7     | 7     |
| 11    | 12    |
| 12    | 11    |
| 20    | 6     |
|       | 8     |
| SHELL | SHELL |

Specifications:

- Cover: ABS, Beige Color
- Metal Shell: Steel, Nickel-Plated
- Electronic Wire: 26 AWG Solid Copper, Tin-Plated With PVC Jacket
- Contact: Brass, Nickel-Plated Overall & Gold-Plated on Contact Area
- Insulator: PBT, Blue Color
- Screw: Steel, Nickel-Plated
- Nut: Brass, Nickel-Plated



NUT 2PCS

SCREW 4PCS

DISCLAIMER: ALL STATEMENTS AND TECHNICAL INFORMATION CONTAINED HEREIN ARE BASED UPON INFORMATION AND/OR TESTS WE BELIEVE TO BE ACCURATE AND RELIABLE. SINCE CONDITIONS OF USE ARE BEYOND OUR CONTROL, THE USER SHALL DETERMINE THE SUITABILITY OF THE PRODUCT FOR THE INTENDED USE AND ASSUME ALL RISK AND LIABILITY WHATSOEVER IN CONNECTION THEREWITH.

TOLERANCES:

Unless Otherwise Specified  
 .X ±0.2 [0.008]  
 .XX ±0.12 [0.005]

|              |          |
|--------------|----------|
| DRAWN BY:    | DATE:    |
| EKLAS ODISH  | 07/25/06 |
| CHECKED BY:  | DATE:    |
| SAMI ALNADI  | 07/25/06 |
| APPROVED BY: | DATE:    |
| HISHAM ODISH | 07/25/06 |

|                                                                        |                     |                 |
|------------------------------------------------------------------------|---------------------|-----------------|
| DRAWING TITLE:<br>Standard Null Modem Adapter, DB25 Pin Male to Female |                     |                 |
| SIZE                                                                   | DWG. NO.            | ELECTRONIC FILE |
| A                                                                      | SPC19762            | 84K8528.DWG     |
| SCALE: NTS                                                             | U.O.M.: mm [INCHES] | SHEET: 1 OF 1   |
|                                                                        |                     | REV             |
|                                                                        |                     | A               |