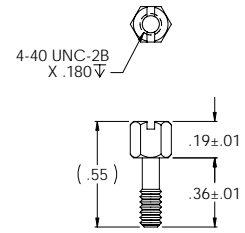
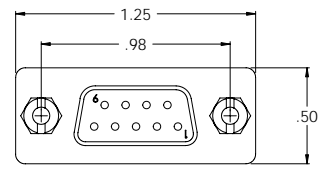
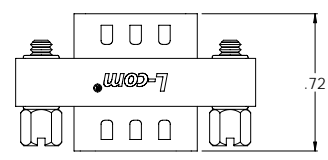
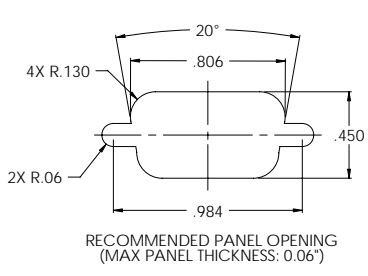


THE INFORMATION CONTAINED IN THIS DRAWING IS THE SOLE PROPERTY OF L-COM, INC. ANY REPRODUCTIONS IN PART OR WHOLE WITHOUT THE WRITTEN PERMISSION OF L-COM, INC. IS PROHIBITED.

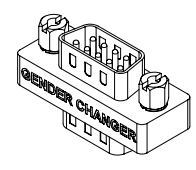
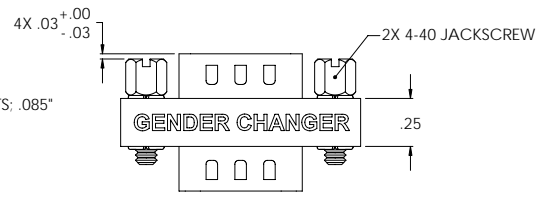
| REVISIONS | | | |
|-----------|--|----------|-----------|
| REV | DESCRIPTION | DATE | APPROVED |
| D | FCM #1411 - ADPT. GNDR COMPONENT SPECIFICATION TABLE | 01/09/04 | B. MAJORS |
| E | REVISED AND/OR DIMENSIONAL DETAIL (FCM #1379) | 01/08/03 | MCCORMICK |
| F | REVISED ELECTRICAL SPEC (FCM #1311) | 02/21/03 | MCCORMICK |
| G | FCM #208 REVISED SHEET TOLERANCE | 01/17/07 | MCCORMICK |



JACKSCREW SPECIFICATION

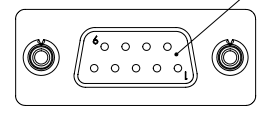
APPLICATION NOTES:
ALL PINS WIRED STRAIGHT THROUGH

LABELING:
PANTONE 2945 BLUE, "L-COM" FONT MyriaMM ITALIC,
"GENDER CHANGER" FONT ARIAL BOLD, TEXT HEIGHTS: .085"
TEXT COLOR: WHITE.



OUTLINE DRAWING

| Component Specifications | |
|---------------------------------|---------------------------------------|
| Material | |
| Shell | Steel |
| Contacts/Terminals | Copper Alloy |
| Hardware | Brass |
| Insulator | PBT Fiber Reinforced (UL 94V-0 Rated) |
| Finish | |
| Shell | Tin/Nickel Plated |
| Contacts/Terminals | Gold Flash Plated: 1 - 1.5µ inches |
| Hardware | Nickel Plated |
| Electrical | |
| Current Rating | 3 AMP |
| Insulation Resistance | 1000 MΩ Min @ 500 VDC |
| Dielectric Withstanding Voltage | 1000 VAC (for One minute) |
| Environmental | |
| Operational Temperature Range | 55°C to +105°C |



DIMENSIONS ARE IN INCHES (MM)
UNLESS OTHERWISE SPECIFIED,
TOLERANCES TO BE:
X.X .01 (0.25) ANGLES 2°
X.X .005 (0.13)
X.X .005 (0.13)
OVERALL CABLE LENGTH TOL:
#00115241 ±0.175 (4.4)
#00115242 ±0.175 (4.4)

APPROVALS DATE
DRAWN BY: D.PARRAM 11/12/2001
CHECKED BY: J.CLARK 11/12/2001
APPROVED BY: J.CARRICK 11/13/2001

| | |
|---|------------------------------|
| L-com 45 BEECHWOOD DRIVE NORTH ANDOVER, MA 01845 | |
| CATEGORY | D-SUBMINIATURE |
| PRODUCT DESCRIPTION | ADPT, GNDR CHGR DB9 SLIM M/M |
| REV | DWG. NO. |
| B | 43321 |
| SCALE: 2:1 | CAD FILE: DGB9M0D1.DWG |
| | SHEET 1 OF 1 |

CONFIGURATION DETAILS OF UNDIMENSIONED FEATURES MAY VARY