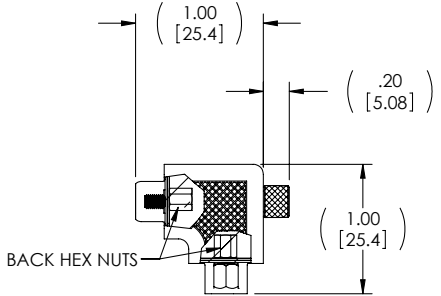
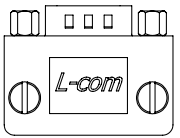
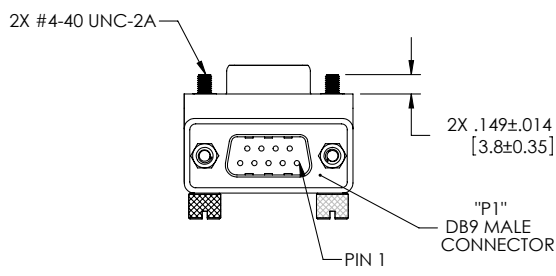
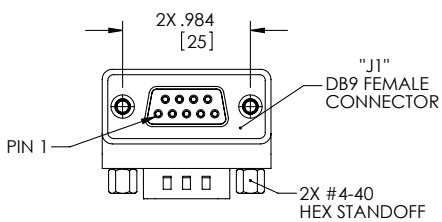
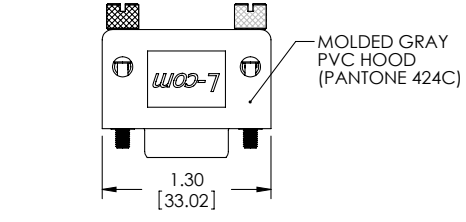


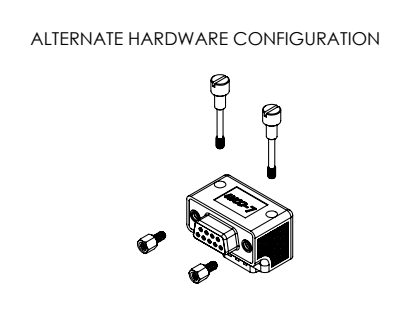
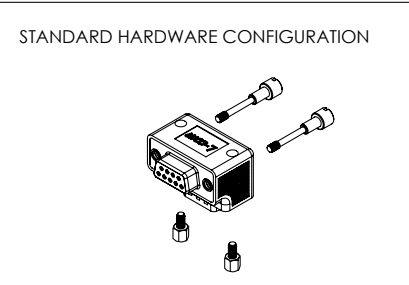
THE INFORMATION CONTAINED IN THIS DRAWING IS THE SOLE PROPERTY OF L-COM, INC. ANY REPRODUCTION IN PART OR WHOLE WITHOUT THE WRITTEN PERMISSION OF L-COM, INC. IS PROHIBITED.

REVISIONS			
REV	DESCRIPTION	DATE	APPROVED
A	INITIAL RELEASE	04/01/05	M.LAHEY
B	ECN# 2731 - ADDED ROHS STAMP	10/23/07	D.GRIFFIN
C	ECN 4271: CN RELEASE	12/21/09	D. CASTRO
D	ECN 4765: CH'G TOL. ON .149 DIM. FROM .010 [25] TO .014 [35]	5/21/10	D. CASTRO

WIRING MAP	
"P1"	"J1"
1	1
2	2
3	3
4	4
5	5
6	6
7	7
8	8
9	9
SHELL	SHELL



**HARDWARE CONFIGURATIONS**



- NOTES:**
- ADAPTOR SHALL BE TESTED FOR CONTINUITY.
  - ADAPTOR SHALL BE INDIVIDUALLY PACKAGED IN ACCORDANCE WITH L-COM SPECIFICATION PS-0031.
  - PRODUCT SHIPPED IN STANDARD HARDWARE CONFIGURATION SHOWN ABOVE AND IN EXPLODED VIEW.

**RoHS Compliant** ✓

UNLESS OTHERWISE SPECIFIED, DIMENSIONS ARE IN INCHES [mm] OVERALL CABLE LENGTH TOLERANCE: ≤12 [305] = +1 [25] / -0 >12 [305] ≤60 [1524] = +2 [51] / -0 >60 [1524] ≤120 [3048] = +4 [102] / -0 >120 [3048] ≤300 [7620] = +6 [152] / -0 >300 [7620] = +5% / -0%	APPROVALS DRAWN BY: M.LAHEY CHECKED BY: C.McCORMICK APPROVED BY: D.PARHAM	DATE 04/01/05 04/01/05 04/01/05	<p>45 BEECHWOOD DRIVE NORTH ANDOVER, MA 01845</p>
ALL OTHER DIMENSIONAL TOLERANCES: X = ±.2 XX = ±.02 XXX = ±.005	CONFIGURATION DETAILS OF UNDIMENSIONED FEATURES MAY VARY	COLOR VARIATIONS MAY OCCUR	
PROJECTION	REF	SIZE <b>A</b>	<p>FSCM NO. <b>43321</b></p> <p>DWG. NO. <b>DG909MF2</b></p> <p>SCALE: NONE CAD FILE: DG909MF2.SLDDRW</p>
			REV. <b>D</b> SHEET 1 OF 1