This is issued in strict confidence on condition that it is not used as a basis for manufacture or sale, and that it is not copied, reprinted or disclosed to a third party either wholly or in part without prior written consent of ITT Cannon.

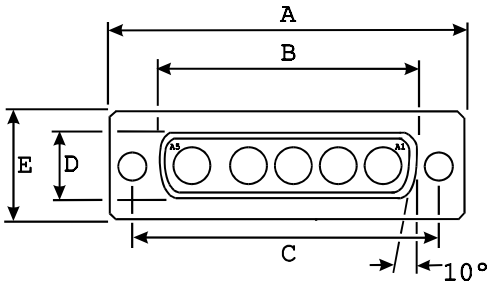

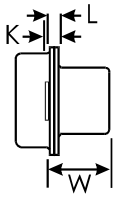

No mounting hardware selected

with 3,05 (.120) mounting hole

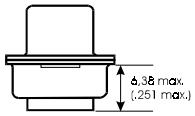

A ± 0,38 (.015)	B ± 0,13 (.005)	C ± 0,13 (.005)	D ± 0,13 (.005)	E ± 0,38 (.015)	L ± 0,25 (.010)	W ± 0,41 (.016)	K ± 0,32 (.013)
53,04 (2.088)	38,38 (1.511)	47,04 (1.852)	7,90 (.311)	12,55 (.494)	0,76 (.030)	6,94 (.273)	1,21 (.048)

DESCRIPTION	MATERIAL	FINISH
Insulator	Polyester	None, (Color Black)
Shells	Steel	Tin

Unless otherwise specified, dimensions are in mm & (in.)

Tolerances are (.XXX = mm)

Decimals		Angles
.X	± 0,20 (.008)	X° ± 1.0°
.XX	± 0,10 (.004)	
.XXX	± 0,05 (.002)	

Issue Date: 21-Aug-99

Cannon | ITT Industries

CONNECTOR, RECEPTACLE, ELECTRICAL
COMBO D 5W5 SOLDER CUP

PART NO. **DBM5W5SA197**

Downloaded from Elcodis.com electronic components distributor