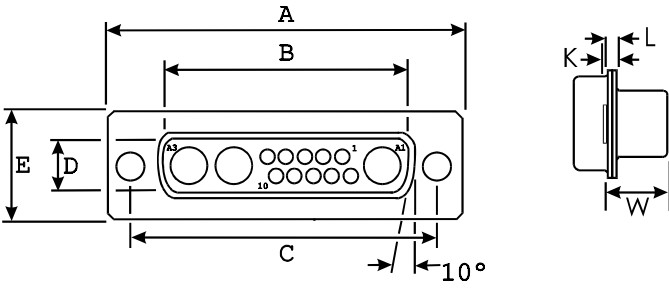


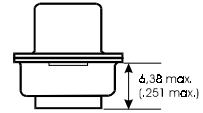
This is issued in strict confidence on condition that it is not used as a basis for manufacture or sale, and that it is not copied, reprinted or disclosed to a third party either wholly or in part without prior written consent of ITT Cannon.



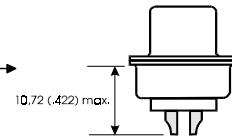
A ± 0,38 (.015)	B ± 0,13 (.005)	C ± 0,13 (.005)	D ± 0,13 (.005)	E ± 0,38 (.015)	L ± 0,25 (.010)	W ± 0,41 (.016)	K ± 0,25 (.010)
53,04 (2.088)	38,96 (1.534)	47,04 (1.852)	8,36 (.329)	12,55 (.494)	0,99 (.039)	6,84 (.269)	1,52 (.060)

No mounting hardware selected
with 3,05 (.120) mounting hole

Signal contacts
not shown for clarity



Solder cup signal contacts



DESCRIPTION	MATERIAL	FINISH
Insulator	Polyester	None, (Color Black)
Shells	Steel	Tin, with grounding dimples
Signal Contacts	Copper alloy	Gold over Ni
Unless otherwise specified, dimensions are in mm & (in.)	Issue Date: 20-Aug-99	Cannon ITT Industries
Tolerances are (.XXX = mm) Decimals Angles .X ± 0,20 (.008) X° ± 1.0° .XX ± 0,10 (.004) .XXX ± 0,05 (.002)	CONNECTOR, PLUG, ELECTRICAL COMBO D 13W3 SOLDER CUP	
	PART NO.	DBM13W3PK87