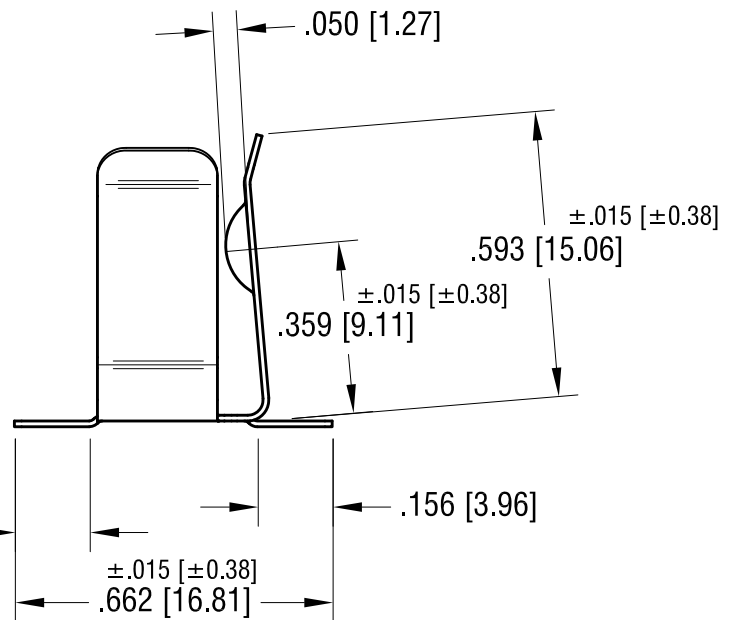
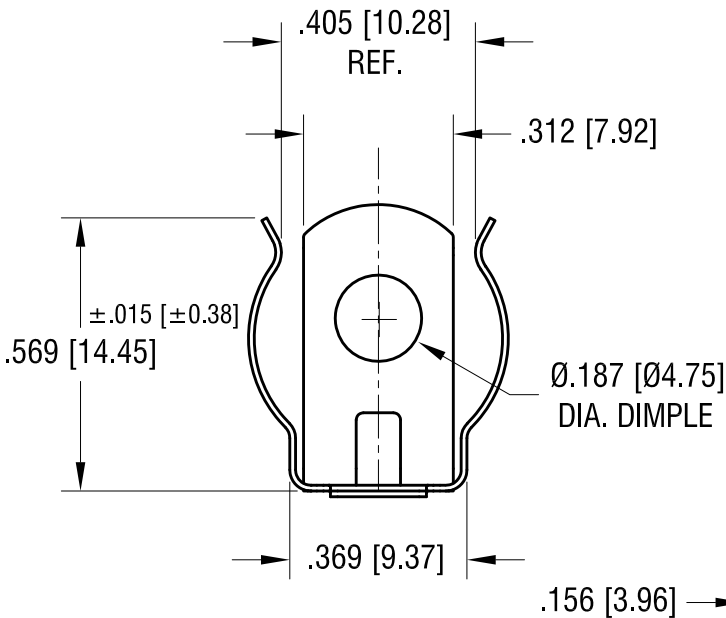
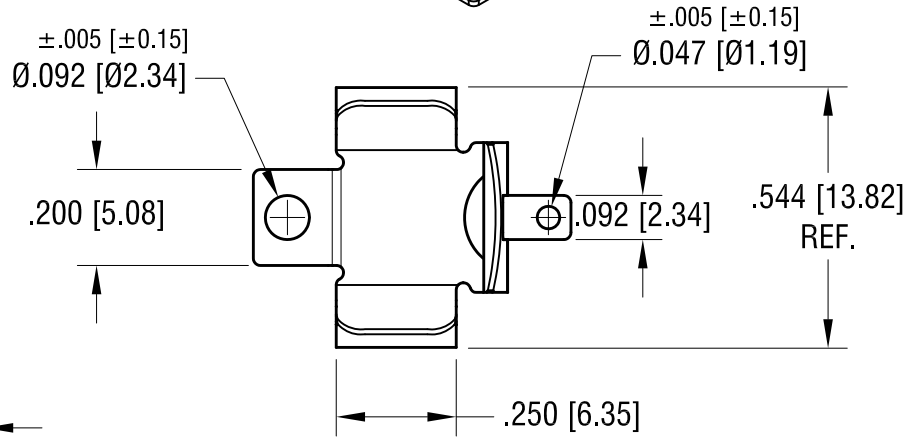
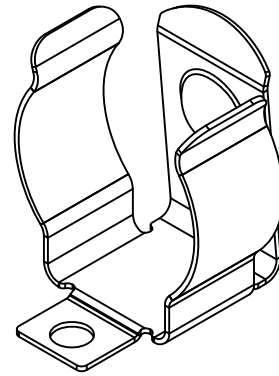
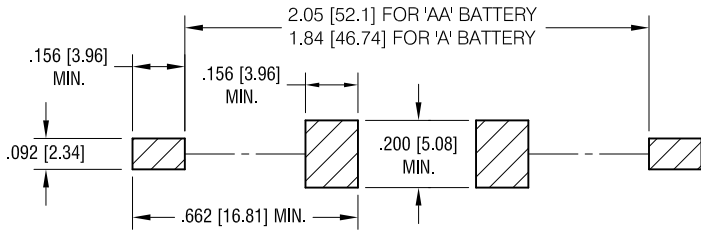


THIS DOCUMENT IS THE PROPERTY OF KEYSTONE ELECTRONICS CORP. AND SHALL NOT BE REPRODUCED, DISTRIBUTED OR USED AS A BASIS FOR MANUFACTURE WITHOUT PRIOR WRITTEN PERMISSION FROM KEYSTONE ELECTRONICS CORP.

MOUNTING PAD LAYOUT. REQUIRED SPACING FOR 'A' OR 'AA' BATTERIES



NOTE:

1. HEAT TREAT TO SPRING TEMPER.

KEYSTONE ELECTRONICS CORP.

www.keyelco.com • ASTORIA, N.Y. 11105-2017 • Tel (718) 956-8900

PART NAME		'A' & 'AA' BATTERY HOLDER	
MATERIAL		.012 [.30] TH'K ANNEALED SPRING STEEL	
FINISH	TIN NICKEL PLATE	DRN BY	NT
		APP'D	SCALE
			2.5X
TOLERANCES	INCH [MM]	CODE	DWG NO.
DECIMAL	±.010 [±0.25]	C	
ANGULAR	± 1°		
UNLESS OTHERWISE SPECIFIED			53

10.20.09	CHANGE AS PER ECN 99-152	B
1.05.09	CHANGE AS PER ECN 09-001	A
DATE	DESCRIPTION	REV.