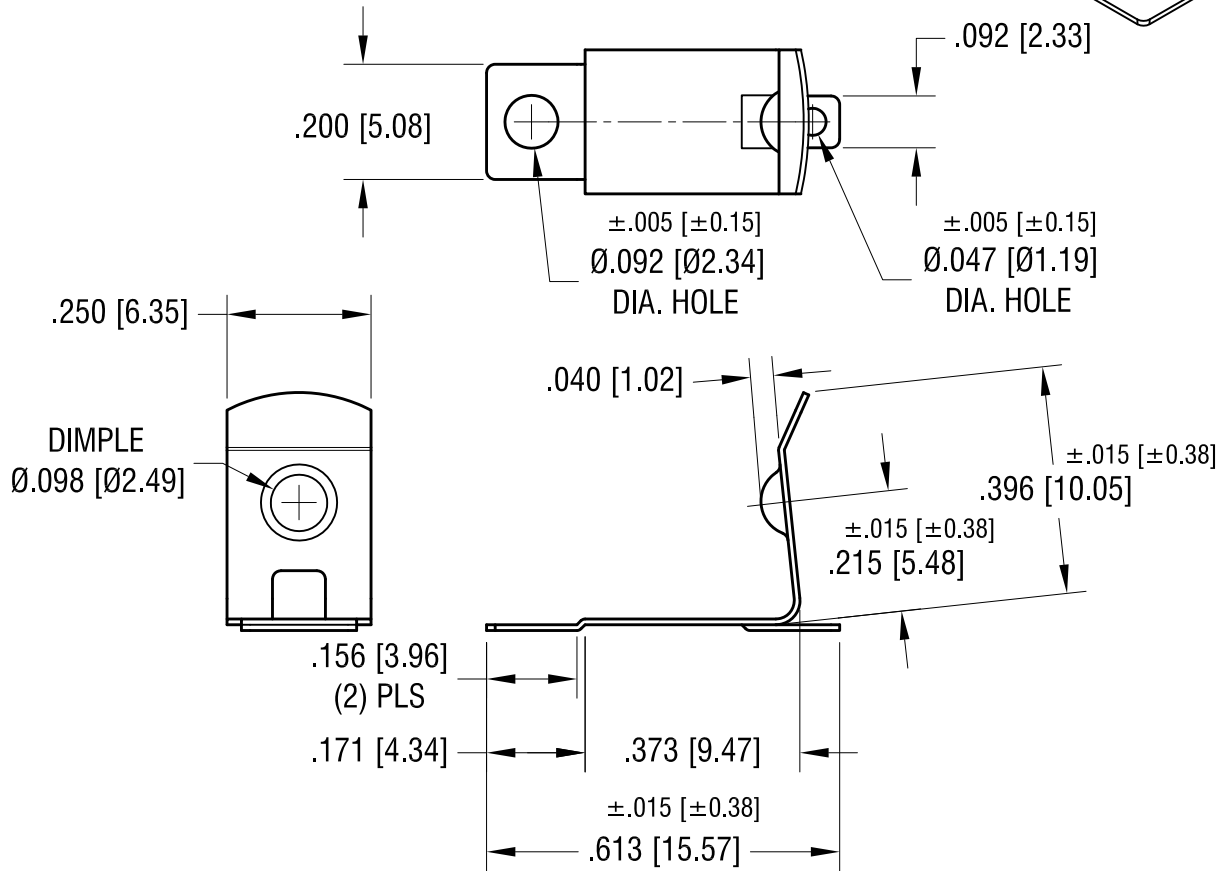
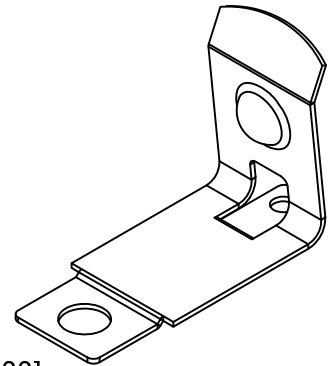
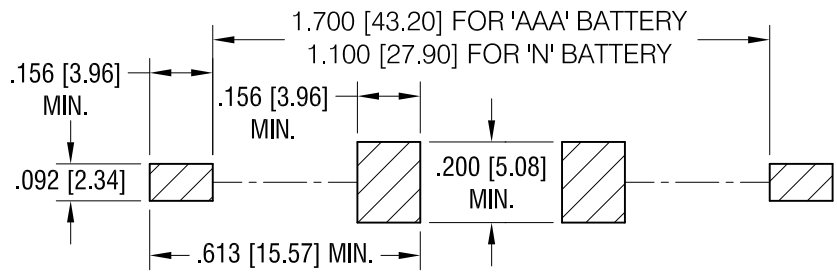


THIS DOCUMENT IS THE PROPERTY OF KEYSTONE ELECTRONICS CORP. AND SHALL NOT BE REPRODUCED, DISTRIBUTED OR USED AS A BASIS FOR MANUFACTURE WITHOUT PRIOR WRITTEN PERMISSION FROM KEYSTONE ELECTRONICS CORP.

MOUNTING PAD LAYOUT. REQUIRED SPACING FOR 'AAA' OR 'N' BATTERIES



NOTE:

1. HEAT TREAT TO SPRING TEMPER.

KEYSTONE ELECTRONICS CORP.			
www.keyelco.com • ASTORIA, N.Y. 11105-2017 • Tel (718) 956-8900			
PART NAME		'AAA' SMT BATTERY CLIP	
MATERIAL		.010 [0.25] TH'K ANNEALED SPRING STEEL	
FINISH	TIN NICKEL PLATE	DRN BY	NT
		DATE	3.30.10
		APP'D	SCALE
			3X
TOLERANCES	INCH [MM]	CODE	DWG NO.
DECIMAL	± .010 [± 0.25]	C	
ANGULAR	± 1°		
UNLESS OTHERWISE SPECIFIED			56

DATE	DESCRIPTION	REV.	
------	-------------	------	--