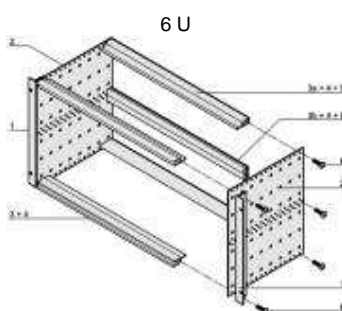


Subrack kits for backplane assembly

[Print page](#)

Rear horizontal rail for backplane assembly

Article number: 24563-432

- Rear horizontal rail with insulation strip for backplane mounting
- Subrack in lightweight version

Delivery comprises: kit

Item	Qty	Description
1	2	19" support bracket
2	2	Side panel type F
3	2	Horizontal rail front (L-KD)
3 a	2	Rear horizontal rail (L-ST)
3 w	1	Horizontal rail centre (ST)
4	6	Threaded insert, pre-mounted
5	4	Insulation strip, assembled
6	1	Assembly kit

Technical data:

Description	Height	Width	Depth
Kit, unshielded, light, for backplane mounting	6 U	84 HP	235 mm

Accessories:

Article number	Description
24560-351	Guide rail, 160 mm deep PBT, UL 94 V-0, red, groove width 2 mm, PU 10 pieces
24560-353	Guide rail, 220 mm deep PBT, UL 94 V-0, red, groove width 2 mm, PU 10 pieces
24560-255	ESD clip for guide rail PU 50 pieces
24561-051	Cover plate standard, 160 mm deep Al, 1.2 mm, perforated, to push into light horizontal rail, PU 2 pieces
24561-052	Cover plate standard, 220 mm deep Al, 1.2 mm, perforated, to push into light horizontal rail, PU 2 pieces
21100-435	Assembly set, PU 8 x screw, washer, nut for assembly of subracks in a 19" case or a cabinet
20822-048	Perforated rail for connector according to EN 60603-2 (DIN 41612) 84 HP, with thread M2.5, PU 4 pieces

Further Information:



3D PDF with CAD data (STEP/DWG/DXF/PDF)



User Manual

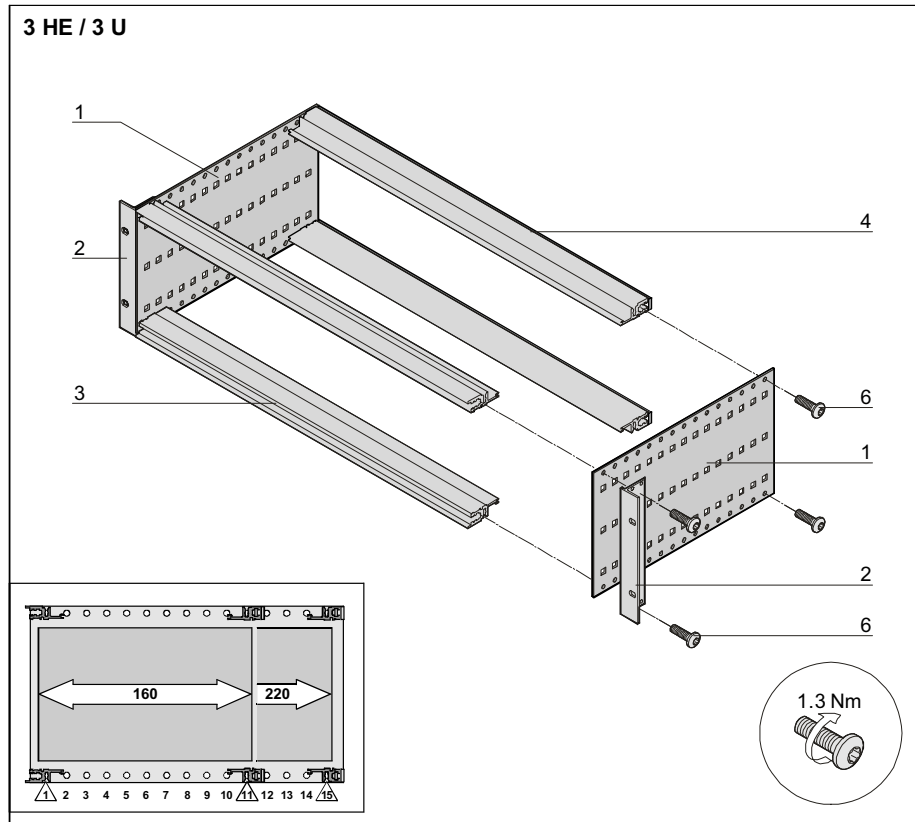
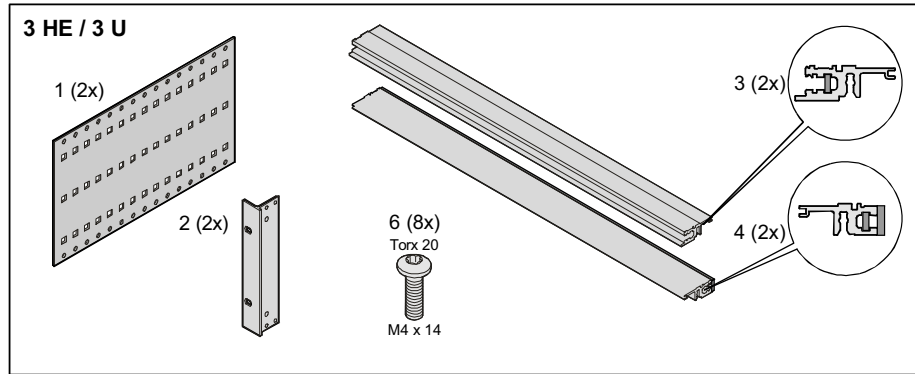


Reference project: Semiconductor test system

**Montageanweisung
europac PRO
Baugruppenträger**

**Assembly instructions
europac PRO
Subrack**

**Instructions de montage
europac PRO
Bac à cart**



64560-107 Rev.000

