


## ESD Bench Matting - Smooth Finish - Blue

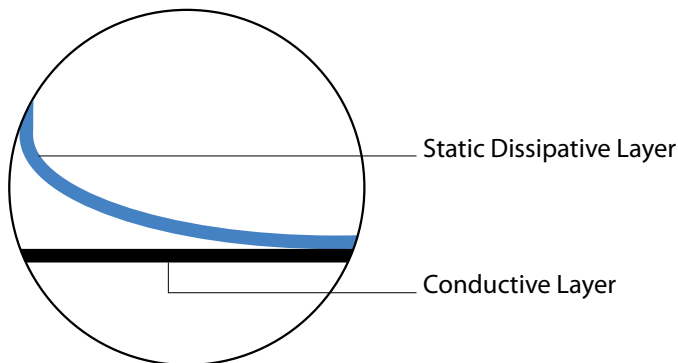
### Features:

Anti-static matting should be laid out in the workshops or advanced laboratories for microelectronic industries such as electronic semi-conduct devices, electronic computers, electronic communication equipment and integrated circuits etc.


- Great value ESD Bench Matting
- Made from anti-static (conductive) and static-dissipative materials with synthetic rubber
- 2mm thick double-layer structure
- Surface layer is a 0.5mm thick static-dissipative layer
- Bottom layer is a 1.5mm conductive layer
- Asian origin
- Green and Gray colours also available upon request



### Construction:



### Colours / Finish:



### GROUNDING:

Sufficient ground cords should be used to reliably meet EN 61340-5-1 Table 3 less than  $1 \times 10^9$  ohms for working surfaces. Industry recommendation is that continuous runs of ESD matting should be grounded at 10ft intervals to allow proper charge decay rates. Each individual ESD mat should be grounded with ground snaps located no further than five feet from either end.

### CLEANING:

Please note that contact between the matting surface and any acid or alkali solvent is strictly prohibited (such as Benzene, Alcohol etc), this will result in the antistatic performance wearing away. If cleaning is required, the matting may be wiped with a cloth coated in a neutral solution (such as water).

**CUTTING TOLERANCES:** Width  $\pm 6$ mm, Length  $\pm 6$ mm every linear foot of running material.

Disclaimer: This data sheet and its contents (the "Information") belong to the Premier Farnell Group (the "Group") or are licensed to it. No license is granted for the use of it other than for information purposes in connection with the products to which it relates. No license of any intellectual property rights is granted. The Information is subject to change without notice and replaces all data sheets previously supplied. The Information supplied is believed to be accurate but the Group assumes no responsibility for its accuracy or completeness, any error in or omission from it or for any use made of it. Users of this data sheet should check for themselves the Information and the suitability of the products for their purpose and not make any assumptions based on information included or omitted. Liability for loss or damage resulting from any reliance on the Information or use of it (including liability resulting from negligence or where the Group was aware of the possibility of such loss or damage arising) is excluded. This will not operate to limit or restrict the Group's liability for death or personal injury resulting from its negligence. SPC Multicomp is the registered trademark of the Group. © Premier Farnell plc 2008.

## ESD Bench Matting - Smooth Finish - Blue

### GUIDANCE ON USE:

Matting materials have a tendency to shrink slightly when first unrolled. In applications where length is critical, allow the material to relax for at least 4 hours before cutting to size. Matting should always be trimmed with a sharp knife or razor blade.

### RoHS COMPLIANCE:

None of the following materials are intentionally added in manufacturing this product: lead, mercury, cadmium, hexavalent chromium, polybrominated biphenyls (PBB) or polybrominated diphenyl ethers (PBDE) as outlined in the Directive 2002/95/EC Article 4.1.

### TEST RESULTS:

	Test Method:	Unit:	Value:
Surface Resistance / $R_{TG}$	SJ/T10694-2004	$\Omega$	$1 \times 10^6 \leq R \leq 1 \times 10^9$
Bottom Resistance / $R_{TT}$	SJ/T10694-2004	$\Omega$	$1 \times 10^3 \leq R \leq 1 \times 10^6$
Volume Resistance	GB/T14437-97	$\Omega$	$1 \times 10^5 \leq R \leq 1 \times 10^8$
Thickness	YY-1001	mm	Permissible Tolerance +0.1
Temperature Resistance	YY-1001	$^{\circ}\text{C}$	180 (Instantaneous Temp)
Temperature	N/A	$^{\circ}\text{C}$	20-26
Relative Humidity	N/A	%	40-65

$R_{TG}$  is the resistance from one point on the mat's surface to the mat's ground point, and is the fundamental electrical test for a mat. A proper  $R_{TG}$  insures that a mat can conduct charge from a point on the surface to the mat ground point. The guideline in ESD STM-4.1 for  $R_{TG}$  is  $1 \times 10^6$  to  $1 \times 10^9$  ohms. ANSI/ESD S-20.20 has an upper limit of  $< 1 \times 10^9$  ohms.

$R_{TT}$  is the resistance from one point on the mat's surface to another point. A proper  $R_{TT}$  insures the consistency of the mat's resistance properties. The ESD STM-4.1 guideline for  $R_{TT}$  is  $> 1 \times 10^6$  ohms.

Product Code:	Description:	Size:	Additional Notes:
MC36349	ESD Bench Matting - Smooth Finish FULL ROLL	2 x 40'	Blue (Ref: 082-0209)

Disclaimer: This data sheet and its contents (the "Information") belong to the Premier Farnell Group (the "Group") or are licensed to it. No license is granted for the use of it other than for information purposes in connection with the products to which it relates. No license of any intellectual property rights is granted. The Information is subject to change without notice and replaces all data sheets previously supplied. The Information supplied is believed to be accurate but the Group assumes no responsibility for its accuracy or completeness, any error in or omission from it or for any use made of it. Users of this data sheet should check for themselves the Information and the suitability of the products for their purpose and not make any assumptions based on information included or omitted. Liability for loss or damage resulting from any reliance on the Information or use of it (including liability resulting from negligence or where the Group was aware of the possibility of such loss or damage arising) is excluded. This will not operate to limit or restrict the Group's liability for death or personal injury resulting from its negligence. SPC Multicomp is the registered trademark of the Group. © Premier Farnell plc 2008.