


REVISIONS		DWG. NO.	DATE	CHECKED	DATE	APPROVED	DATE
DGP #	REV	DESCRIPTION	DRAWN	DATE	CHECKD	DATE	APPRVD
1977	A	Released	JWM	8/16/99	JN	07/21/08	JN

NOTES:



Electrical Characteristics

Primary

Pri #1: 115 V ±15 % Freq: (50,60) Hz
 Pri #2: 115 V ±15 % Freq: (50,60) Hz

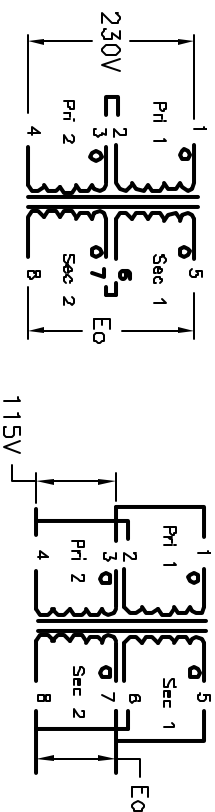
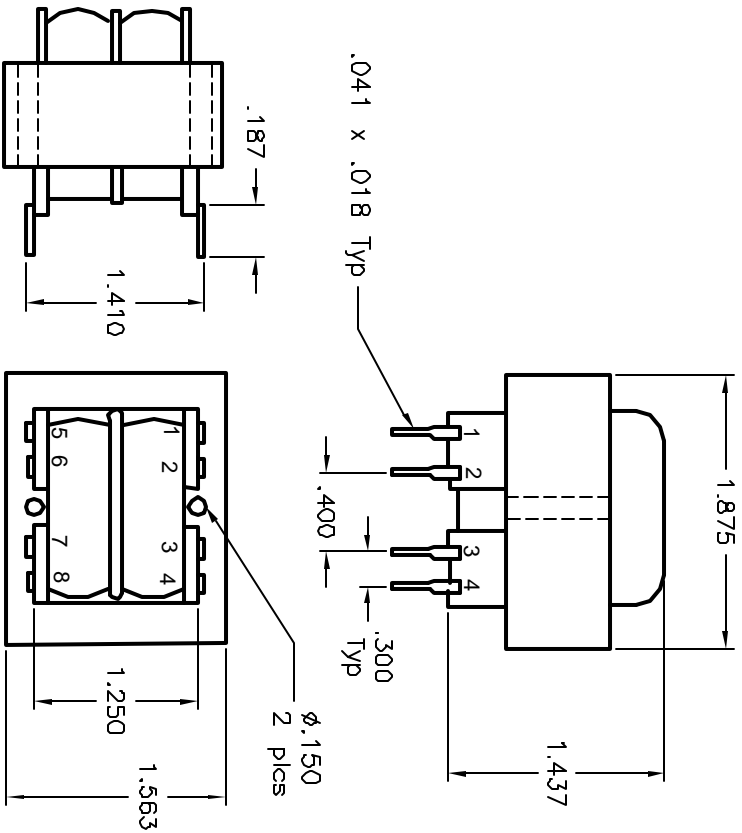
Secondary

Series: 16.0 Vct @ 800mARMS
 Parallel: 8.00 V @ 1600ARMS
 Regulation: 16.4 % Approx.

Transformer Isolation

Pri/Pri: 500 V Pri/Sec: 2500 V
 Wind/Core: 2500 V

Test duration is for 1 second only



Series Connection

Parallel Connection

DISCLAIMER:
 ALL STATEMENTS AND TECHNICAL INFORMATION CONTAINED HEREIN ARE BASED UPON INFORMATION AND/OR TESTS WE BELIEVE TO BE ACCURATE AND RELIABLE. SINCE CONDITIONS OF USE ARE BEYOND OUR CONTROL, THE USER SHALL DETERMINE THE SUITABILITY OF THE PRODUCT FOR THE INTENDED USE AND ASSUME ALL RISK AND LIABILITY WHATSOEVER IN CONNECTION THEREWITH.

TOLERANCES:
 UNLESS OTHERWISE SPECIFIED, DIMENSIONS ARE FOR REFERENCE PURPOSES ONLY.

DRAWN BY:	Jeff McVicker	DATE:	8/19/99
CHECKED BY:	Jason Nash	DATE:	07/21/08
APPROVED BY:	Jason Nash	DATE:	07/21/08

DRAWING TITLE:		Transformer	
SIZE	DWG. NO.	ELECTRONIC FILE	REV
A	SPC20964	10M5568.DWG	A
SCALE:	NTS	U.O.M.: INCHES [mm]	SHEET: 1 OF 1