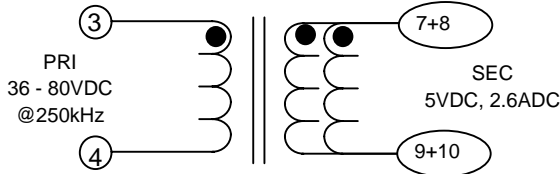
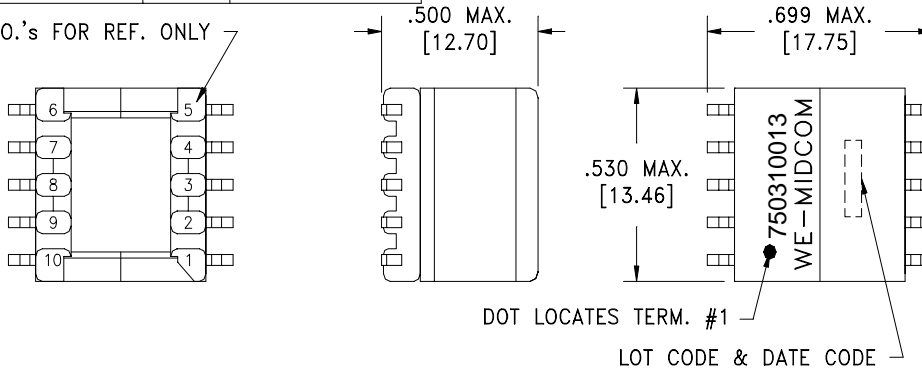


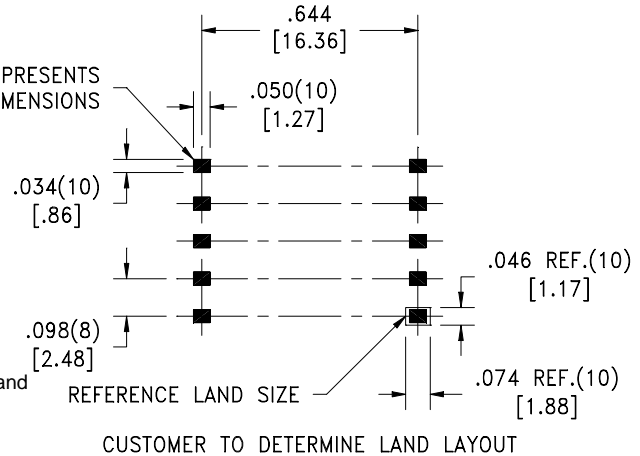
CUSTOMER TERMINAL	RoHS	LEAD(Pb)-FREE
Sn96%, Ag4%	Yes	Yes



TERM. NO.'s FOR REF. ONLY



Customer to tie terminals 7+8 and 9+10 internally on PC board



**ELECTRICAL SPECIFICATIONS @ 25°C unless otherwise noted:**

- D.C. RESISTANCE (@20°C): 3-4 , 0.222 Ohms max.  
7-9 (tie 7+8, 9+10), 0.0195 Ohms max.
- DIELECTRIC RATING: 1500VAC for 1 second between pins 3-7(tie 2+4, 9+10).
- INDUCTANCE: 127µH ±10%, 250kHz, 200mVAC, 0mADC, 3-4, Ls.
- LEAKAGE INDUCTANCE: 0.95µH max., 250kHz, 200mVAC, 3-4(tie 7+8+9+10), Ls.
- TURNS RATIO: ( 3-4 ):( 7-9 ), ( 4 ):(1.00), tie(7+8, 9+10), ±2%.

OPERATING TEMPERATURE RANGE: -40°C to +85°C.

<b>Midcom, Inc.</b> Watertown, SD USA Toll Free: 800-643-2661 Fax: 605-886-4486	Unless otherwise specified, tolerances are as follows: Angles: ±1°      Fractions: ±1/64 Decimals: ±.005(.127mm)		<b>Midcom, Inc.</b>	
	Drawing Title <b>Transformer</b>		Drawing Number <b>750310013</b>	Rev. <b>00</b>
This drawing is dual dimensioned. Dimensions in brackets are in millimeters	Revisions: See Sheet 1 Engineer: EJK		Scale ----	Sheet 2 of 5 06/08/2007