

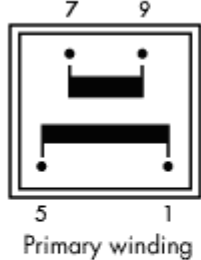
PRIMARY VOLTAGE

Protection	Reference	Secondary voltage V	Secondary Current m A	No-load voltage V	Ambient Temperature °C	Rating VA
	44049	6	167	8,6	T 70 B	1
	44050	9	111	12,9	T 70 B	1
	44051	12	83	17,2	T 70 B	1
	44052	15	67	21,6	T 70 B	1
	44053	18	56	25,9	T 70 B	1
	44054	24	42	37,9	T 70 B	1
	44055	2 x 6	2 x 83	2 x 8,6	T 70 B	1
	44056	2 x 9	2 x 56	2 x 12,9	T 70 B	1
	44057	2 x 12	2 x 42	2 x 19	T 70 B	1
	44058	2 x 15	2 x 33	2 x 23,6	T 70 B	1
	44059	2 x 18	2 x 28	2 x 24,9	T 70 B	1
	44060*	2 x 24	2 x 21	2 x 37,9	T 70 B	1

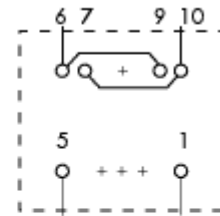

* **to be noted** : 2 x 24 V non safety transformer approved, conform to EN 61558-2-6 (Isolating transformer).

- Vacuum filling
- Two compartments bobbins
- Self-extinguishing plastics UL 94 VO
- Degree of protection IP 00
- 70 grams weight
- Resin class B CEI 85 (20 000 h testing to CEI 126)
- Inherently short-circuits proof transformer
- 30 V and 36 V models are VDE EN 61558-2-6 certified (production on request)
- Insulation voltage 4 KV (6 KV MYRRA test)
- 100% tested production
- Certification : CCA procedure on request

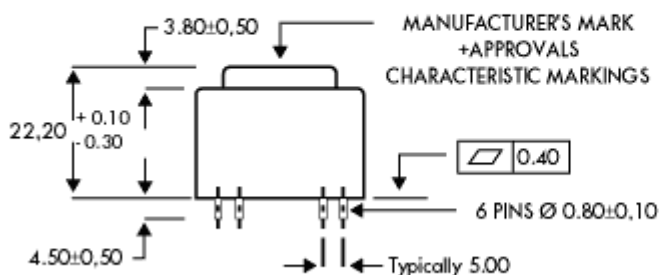
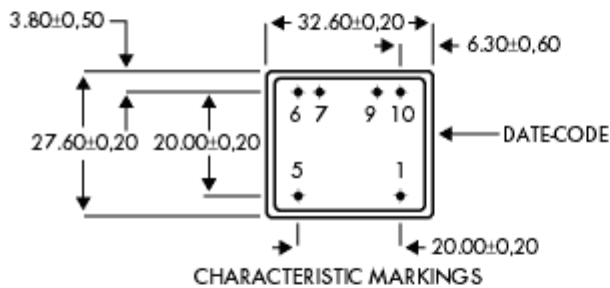
1 Secondary winding



2 Secondary windings



Recommended layout for transformers with 1 secondary winding (Allows the use of a transformer with 2 secondary winding)



** RECOMMENDED DRILL-HOLE DIAMETER FOR 1,3 mm PINS