

CHASSIS MOUNT POWER TRANSFORMERS

TransGlobal® Transformers

Style NV



Style S



Designed for single input and single output use only, and requires simultaneous use of all windings.

STANCOR PART NUMBER	Primary Voltage	VA	Secondary RMS Rating		Style	DIMENSIONS-INCHES								Weight (lbs.)	Agency-Certif.
			Series Volts	Amps		Parallel Volts	Amps	H	W	D	MW	MD	C		
A TGC25-10	115/230	25	10.0 C.T. @	2.50	5.0 @ 5.00	S	2.38	2.81	1.94	2.38	-	0.31	.187	1.3	† ‡
TGC43-10	115/230	43	10.0 C.T. @	4.30	5.0 @ 8.60	S	2.75	3.25	1.94	2.81	-	0.31	.187	1.8	† ‡
TGC80-10	115/230	80	10.0 C.T. @	8.00	5.0 @ 16.00	NV	3.00	2.50	2.38	2.00	2.19	0.31	.187	2.9	† ‡
TGC130-10	115/230	130	10.0 C.T. @	13.00	5.0 @ 26.00	NV	3.38	2.81	2.88	2.25	2.50	0.38	.250	4.5	†
TGC175-10	115/230	175	10.0 C.T. @	17.50	5.0 @ 35.00	NV	3.75	3.13	2.88	2.50	2.50	0.38	.250	5.6	†
B TGC25-12	115/230	25	12.6 C.T. @	2.00	6.3 @ 4.00	S	2.38	2.81	1.94	2.38	-	0.31	.187	1.3	† ‡
TGC43-12	115/230	43	12.6 C.T. @	3.40	6.3 @ 6.80	S	2.75	3.25	1.94	2.81	-	0.31	.187	1.8	† ‡
TGC80-12	115/230	80	12.6 C.T. @	6.30	6.3 @ 12.60	NV	3.00	2.50	2.38	2.00	2.19	0.31	.187	2.9	† ‡
TGC130-12	115/230	130	12.6 C.T. @	10.30	6.3 @ 20.60	NV	3.38	2.81	2.88	2.25	2.50	0.38	.250	4.5	†
TGC175-12	115/230	175	12.6 C.T. @	14.00	6.3 @ 28.00	NV	3.75	3.13	2.88	2.50	2.50	0.38	.250	5.6	†
C TGC25-16	115/230	25	16.0 C.T. @	1.60	8.0 @ 3.20	S	2.38	2.81	1.94	2.38	-	0.31	.187	1.3	† ‡
TGC43-16	115/230	43	16.0 C.T. @	2.70	8.0 @ 5.40	S	2.75	3.25	1.94	2.81	-	0.31	.187	1.8	† ‡
TGC80-16	115/230	80	16.0 C.T. @	5.00	8.0 @ 10.00	NV	3.00	2.50	2.38	2.00	2.19	0.31	.187	2.9	† ‡
TGC130-16	115/230	130	16.0 C.T. @	8.10	8.0 @ 16.20	NV	3.38	2.81	2.88	2.25	2.50	0.38	.250	4.5	†
TGC175-16	115/230	175	16.0 C.T. @	11.00	8.0 @ 22.00	NV	3.75	3.13	2.88	2.50	2.50	0.38	.250	5.6	†
D TGC25-20	115/230	25	20.0 C.T. @	1.25	10.0 @ 2.50	S	2.38	2.81	1.94	2.38	-	0.31	.187	1.3	† ‡
TGC43-20	115/230	43	20.0 C.T. @	2.20	10.0 @ 4.40	S	2.75	3.25	1.94	2.81	-	0.31	.187	1.8	† ‡
TGC80-20	115/230	80	20.0 C.T. @	4.00	10.0 @ 8.00	NV	3.00	2.50	2.38	2.00	2.19	0.31	.187	2.9	† ‡
TGC130-20	115/230	130	20.0 C.T. @	6.50	10.0 @ 13.00	NV	3.38	2.81	2.88	2.25	2.50	0.38	.250	4.5	†
TGC175-20	115/230	175	20.0 C.T. @	8.80	10.0 @ 17.60	NV	3.75	3.13	2.88	2.50	2.50	0.38	.250	5.6	†
E TGC25-24	115/230	25	24.0 C.T. @	1.00	12.0 @ 2.00	S	2.38	2.81	1.94	2.38	-	0.31	.187	1.3	† ‡
TGC43-24	115/230	43	24.0 C.T. @	1.80	12.0 @ 3.60	S	2.75	3.25	1.94	2.81	-	0.31	.187	1.8	† ‡
TGC80-24	115/230	80	24.0 C.T. @	3.30	12.0 @ 6.60	NV	3.00	2.50	2.38	2.00	2.19	0.31	.187	2.9	† ‡
TGC130-24	115/230	130	24.0 C.T. @	5.40	12.0 @ 10.80	NV	3.38	2.81	2.88	2.25	2.50	0.38	.250	4.5	†
TGC175-24	115/230	175	24.0 C.T. @	7.30	12.0 @ 14.60	NV	3.75	3.13	2.88	2.50	2.50	0.38	.250	5.6	†
F TGC25-28	115/230	25	28.0 C.T. @	0.90	14.0 @ 1.80	S	2.38	2.81	1.94	2.38	-	0.31	.187	1.3	† ‡
TGC43-28	115/230	43	28.0 C.T. @	1.50	14.0 @ 3.00	S	2.75	3.25	1.94	2.81	-	0.31	.187	1.8	† ‡
TGC80-28	115/230	80	28.0 C.T. @	2.80	14.0 @ 5.60	NV	3.00	2.50	2.38	2.00	2.19	0.31	.187	2.9	† ‡
TGC130-28	115/230	130	28.0 C.T. @	4.60	14.0 @ 9.20	NV	3.38	2.81	2.88	2.25	2.50	0.38	.250	4.5	†
TGC175-28	115/230	175	28.0 C.T. @	6.25	14.0 @ 12.50	NV	3.75	3.13	2.88	2.50	2.50	0.38	.250	5.6	†
G TGC25-36	115/230	25	36.0 C.T. @	0.70	18.0 @ 1.40	S	2.38	2.81	1.94	2.38	-	0.31	.187	1.3	† ‡
TGC43-36	115/230	43	36.0 C.T. @	1.20	18.0 @ 2.40	S	2.75	3.25	1.94	2.81	-	0.31	.187	1.8	† ‡
TGC80-36	115/230	80	36.0 C.T. @	2.20	18.0 @ 4.40	NV	3.00	2.50	2.38	2.00	2.19	0.31	.187	2.9	† ‡
TGC130-36	115/230	130	36.0 C.T. @	3.60	18.0 @ 7.20	NV	3.38	2.81	2.88	2.25	2.50	0.38	.250	4.5	†
TGC175-36	115/230	175	36.0 C.T. @	4.80	18.0 @ 9.60	NV	3.75	3.13	2.88	2.50	2.50	0.38	.250	5.6	†
H TGC25-230	115/230	25	230.0 C.T. @	0.11	115.0 @ 0.22	S	2.38	2.81	1.94	2.38	-	0.31	.187	1.3	‡
TGC43-230	115/230	43	230.0 C.T. @	0.19	115.0 @ 0.38	S	2.75	3.25	1.94	2.81	-	0.31	.187	1.8	‡
TGC80-230	115/230	80	230.0 C.T. @	0.35	115.0 @ 0.70	NV	3.00	2.50	2.38	2.00	2.19	0.31	.187	2.9	‡
TGC130-230	115/230	130	230.0 C.T. @	0.57	115.0 @ 1.14	NV	3.38	2.81	2.88	2.25	2.50	0.38	.250	4.5	
TGC175-230	115/230	175	230.0 C.T. @	0.76	115.0 @ 1.52	NV	3.75	3.13	2.88	2.50	2.50	0.38	.250	5.6	

* Agency Certification Note: UL recognized component for use in the US and Canada
TUV certified to EN61588 (Report #DI 401341)

For outline drawings refer to page 15.



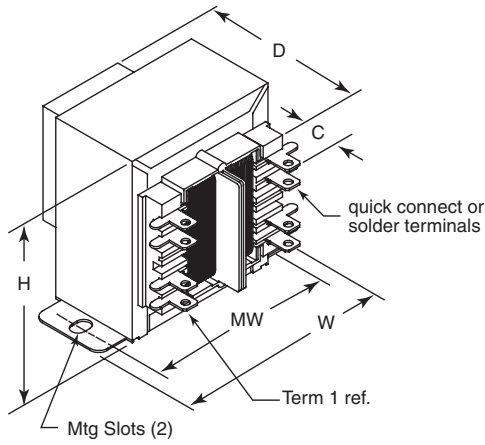
14 **STANCOR**

www.stancor.com

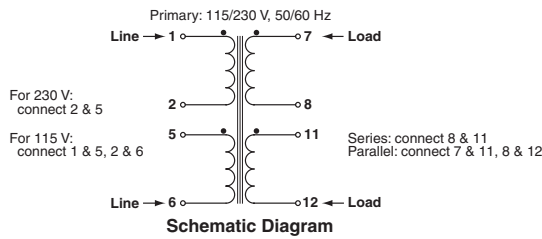
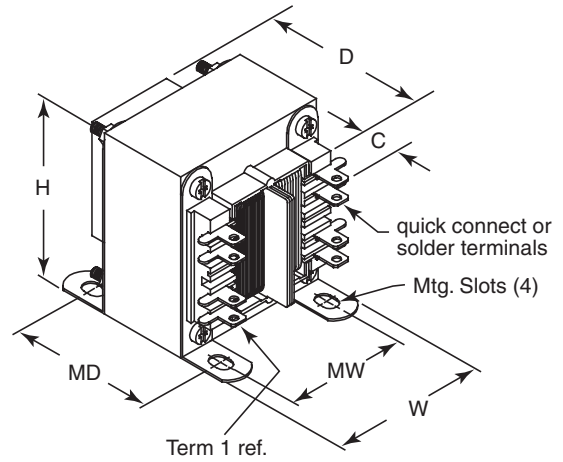
CHASSIS MOUNT POWER TRANSFORMERS

TransGlobal Transformers

Style S
TGC25, TGC43



Style NV
TGC80, TGC130, TGC175



“Side-Winder” Transformers

“Side-Winder”
SWC/DSWC Series

