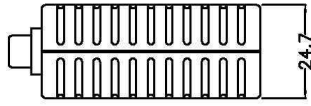
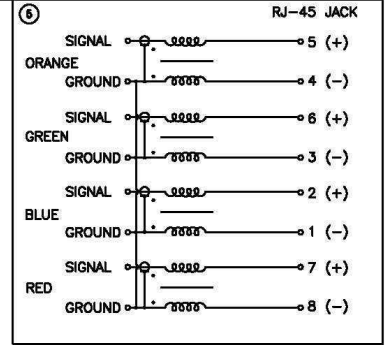
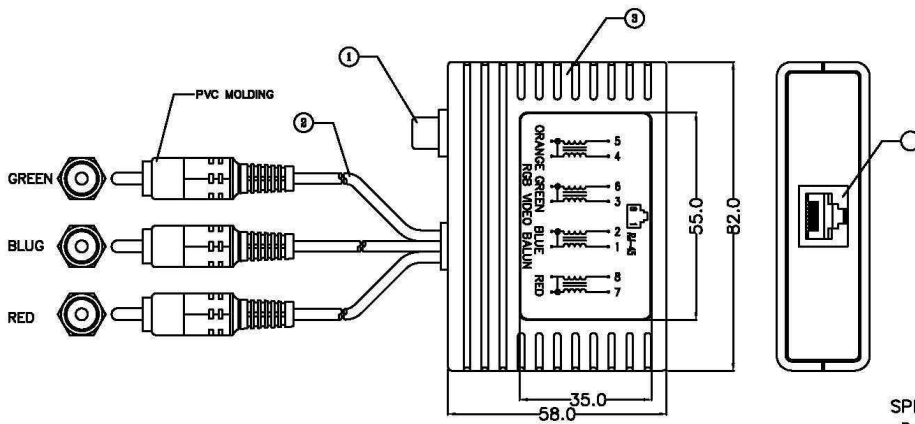


FILE NO.



SPECIFICATION:

- Bandwidth : Video DC TO 8MHz Digital Audio 25 MHz
- Video Input : 1.1 Vp-p max.
- Insertion Loss : ≤ 2dB over the frequency range from DC to 8 MHz
- Return Loss : ≥15dB over the frequency range from DC to 8 MHz
- Common Mode Rejection : ≥40dB at 8 MHz
- Impedance : 75 ohms(Video)
- Cable-UTP : 24 gauge or lower solid copper twisted pair wire
Impedance: 100 ohms at 1MHz
Max. Capacitance: 20 pf/ft
Attenuation: 6.6 dB/1000ft at 1 MHz
- Transmission Distance : (Color) 330 feet (Cat 3 UTP) 500 feet (Cat 5 UTP)
- Digital Audio : 600 feet (Cat.5)
- Temperature : Operating: 0° to 55° C
Storage: -20° to 85° C
Humidity: up to 95%

NO.	QTY	MATERIAL	NOTE
5	1 Set	PCB SET (TRANSFORMER 1:1) ± 4	
4	1 Set	PCB TYPE SHIELDED JACK, GOLD 50μ"	
3	1 Set	PLASTIC SET(TOP, BOTTOMSIDE COVER)	ABS UL94-V0
2	1 Set	RCA MALE SOLDER CABLE TYPE	
1	1 PCS	RCA FEMALE SOLDER TYPE	

UNIT: mm	
TOLERANCE	
∅	±0.25
XX	±0.1
XXX	±0.05
ANGLES	±1°

TITLE:
Component Video/Digital Audio Balun

50-7722

DWG NO.	03-R414-20		DRWN	ALEX-WANG	DATE	NOV/10/2006
SCALE:	1/1	SHEET	of	REVISION	DATE	
				APPROVED	DATE	
						FEB/05/2007