

Industrial Spec Grade Turnlok® Locking Devices 20 Amp NEMA L1420, L1520 & L1620

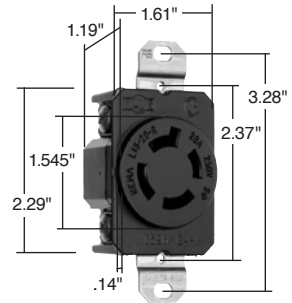
3 Pole, 4 Wire 20A, 125/250V; 3ø, 250 & 480V

Pass & Seymour

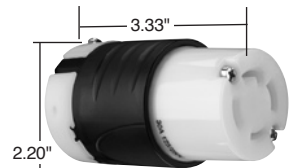


Turnlok® Locking Devices

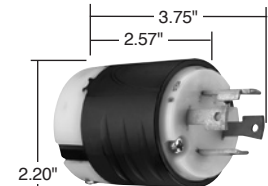
Catalog Number	Rating A. V.	Description/Color	Cord Diameter	NEMA Config. No.	3rd Party Compliance		
					UL498	FSUL WC596	CSA
Receptacles							
L1420R	20 125/250	Single Receptacle		L14-20R	•	•	•
IGL1420R	20 125/250	Single Receptacle, Orange, Isolated Ground		L14-20R	•	•	•
L1520R	20 3ø, 250	Single Receptacle		L15-20R	•	•	•
IGL1520R	20 3ø, 250	Single Receptacle, Orange, Isolated Ground		L15-20R	•	•	•
L1620R	20 3ø, 480	Single Receptacle		L16-20R	•	•	•
IGL1620R	20 3ø, 480	Single Receptacle, Orange, Isolated Ground		L16-20R	•	•	•
Connectors IP20 Suitability							
L1420C	20 125/250	Black Back, White Front Body	.385"-1.150"	L14-20R	•	•	•
CRL1420C	20 125/250	Yellow Back, White Front Body, Corrosion-Resistant	.385"-1.150"	L14-20R	•	•	•
L1520C	20 3ø, 250	Black Back, White Front Body	.385"-1.150"	L15-20R	•	•	•
L1520CBK	20 3ø, 250	Black Back, Black Front Body	.385"-1.150"	L15-20R	•	•	•
L1620C	20 3ø, 480	Black Back, White Front Body	.385"-1.150"	L16-20R	•	•	•
Plugs IP20 Suitability							
L1420P	20 125/250	Black Back, White Front Body, Corrosion-Resistant	.385"-1.150"	L14-20P	•	•	•
CRL1420P	20 125/250	Yellow Back, White Front Body, Corrosion-Resistant	.385"-1.150"	L14-20P	•	•	•
L1520P	20 3ø, 250	Black Back, White Front Body	.385"-1.150"	L15-20P	•	•	•
L1520PBK	20 3ø, 250	Black Back, Black Front Body	.385"-1.150"	L15-20P	•	•	•
L1620P	20 3ø, 480	Black Back, White Front Body	.385"-1.150"	L16-20P	•	•	•
Flanged Inlets & Outlets							
L1420FI	20 125/250	Gray Inlet		L14-20P	•	•	•
L1420FO	20 125/250	Gray Outlet		L14-20R	•	•	•
L1520FI	20 3ø, 250	Gray Inlet		L15-20P	•	•	•
L1520FO	20 3ø, 250	Gray Outlet		L15-20R	•	•	•
L1620FI	20 3ø, 480	Gray Inlet		L16-20P	•	•	•
L1620FO	20 3ø, 480	Gray Outlet		L16-20R	•	•	•



20A Receptacle

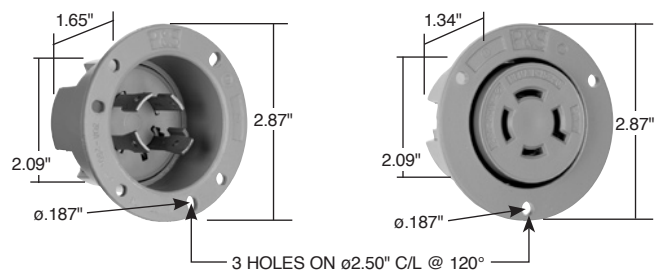
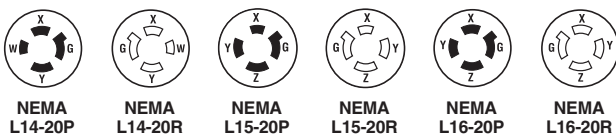


20A Connector



20A Plug

Reference Pages I-37 and I-38 for Accessories.



20A Flanged Inlet & Outlet

All devices listed on this page conform to NEMA WD-1 and WD-6.

20 Amp NEMA L1420, L1520 & L1620