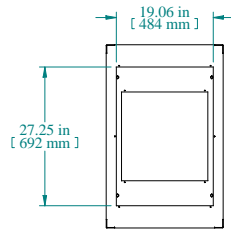
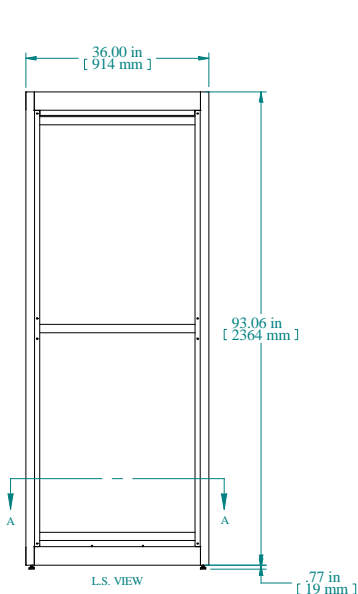


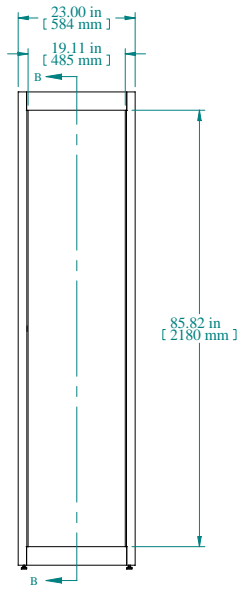
SECTION A-A



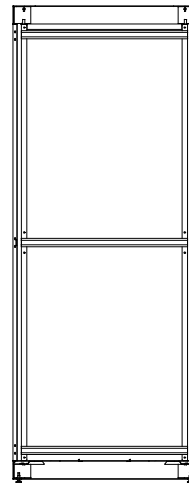
TOP VIEW



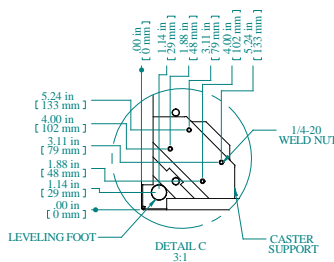
L.S. VIEW



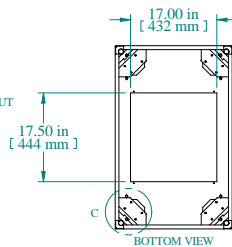
FRONT VIEW



SECTION B-B




DETAIL C
3:1



BOTTOM VIEW

PART NUMBERS	
C2F198536BK1	PAINTED BLACK TEXTURED
C2F198536CG1	PAINTED CONT. GRAY TEXTURED
C2F198536LG1	PAINTED RAL7035 TEXTURED
NOTES	
Welded Assembly	
See Hammond Website for Frame Accessories	

Data subject to change without notice. Isometric drawing not to scale.



**HAMMOND
MANUFACTURING™**

www.hammondmfg.com

PART NO. C2F198536