


107-721
 107719



2.33

Wiring Devices: Socket Outlets

Product range

	13 amp, switched		13 amp unswitched		13 amp non-standard		Round pin						
	1 gang	2 gang	1 gang + neon	2 gang + neon	1 gang	2 gang	Switched	Unswitched	5 Amp switched	15 Amp switched	2 Amp unswitched	5 Amp unswitched	15 Amp unswitched
Logic	2757WHI	2747WHI	2657WHI	2647WHI	780WHI	781WHI	1257WHI	1280WHI	2891WHI	2893WHI	770WHI	771WHI	772WHI
Albany MCO	2958MCO	2948MCO	2458MCO	2448MCO	732MCO	733MCO	1258MCO	1232MCO	2881MCO	2883MCO			
SAB	2958SAB	2948SAB	2458SAB	2448SAB	732SAB	733SAB	1258SAB	1232SAB	2881SAB	2883SAB			
Surface (MCO)	2977MCO	2946MCO	2477MCO	2446MCO	848MCO	850MCO							
Chroma		2958PCR	2948PCR	2458PCR	2448PCR	732PCR	733PCR	1258PCR	1232PCR	2881PCR	2883PCR		
Grosvenor		4357POB	4347POB							4383POB	4380POB	4381POB	
Savoy	5357PBS	5347PBS								5383PBS	5380PBS	5381PBS	
Metalclad (surface)	2977ALM	2946ALM	2477ALM	2446ALM	848ALM	850ALM	1247ALM	1240ALM	2871ALM	2873ALM	841ALM	842ALM	843ALM

Logic: supplementary products

Filtered socket, 2 gang, flush mounted	1813	WHI
Mini logic 13 Amp, surface mounted switched sockets		
1 gang	2959	WHI
2 gang	2949	WHI
Thick frontplate switchsocket 1 gang	2535	WHI
Thick frontplate switchsocket 2 gang	2536	WHI
Round pin socket outlets for circular conduit boxes		
2 amp unshuttered	312	WHI
5 amp shuttered	315	WHI

Panel mounted sockets

1 gang, cruciform socket - side entry terminals	734	WHI
1 gang circular socket - side entry terminals	735	WHI
1 gang cruciform socket - rear entry terminals	734	D5
2 circular socket - rear entry terminals	735	D5
2 gang switchsocket	2532	WHI
Non-std 1 gang socket outlet	1232	DI

Albany: supplementary products

13 amp, floor mounted, socket outlets		
1 gang	741 MCO / SAB	
2 gang	742 MCO / SAB	

All have spring - loaded, hinged cover plates.

For further information
 telephone: 01268 563720



Standards and approvals

All 13 Amp Sockets comply with BS 1363: Part 2, 1995
Round Pin Sockets comply with BS 546: 1950

Description

All sockets are easy to install. The range of finish, from the ubiquitous classic white of Logic, to the polished chrome of chroma makes these products suitable for any domestic, commercial, retail or leisure environments.

Any of these products can be quickly installed as replacements for existing sockets or in a new installation.

Non standard sockets

Non - standard clean earth sockets are for use on installations where restricted access is required and will only accept MK List No 647, 13A non-standard plug with 'T' shaped earth pin. The sockets have two independent earth terminals so they can also be used for 'clean earth' installations.

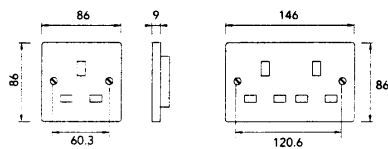
Box mounting depths

Logic 13A: 25mm (use 35mm where greater cabling space is required)

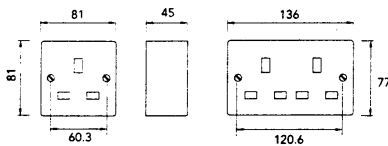
All other sockets: 35mm

Features

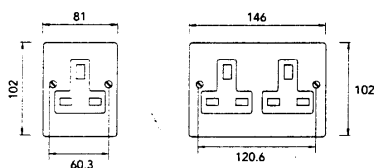
- Very wide choice of finishes
- Wide range of options and switching configurations
- Optional neon indicators
- Minimum 3mm contact gap
- Switch contacts with welded silver contacts on both surfaces for good continuity
- Round pin sockets
- Non-standard sockets
- 2 Pin operated shutters on 13A sockets
- Earth pin operated shutters on round pin sockets (except 2A)

Dimensions

All flush 1 gang and 2 gang sockets.
Logic thick front plates are 12.5mm deep



All surface 1 gang and 2 gang sockets.



Floor mounted 1 gang and 2 gang sockets.

Technical specification**Electrical**

Voltage rating:	250 V a.c.
Current rating:	
13A sockets:	13A per gang
Filtered sockets:	13A total
Round pin sockets:	2,5 or 15A per socket
Terminal capacity:	
13A sockets:	3 x 2.5mm ² 3 x 4.0mm ² 2 x 6.0mm ²
2A and 5A round pin sockets:	3 x 1.5mm ² 2 x 2.5mm ²
15A round pin sockets:	3 x 1.5mm ² 3 x 2.5mm ² 2 x 4.0mm ²

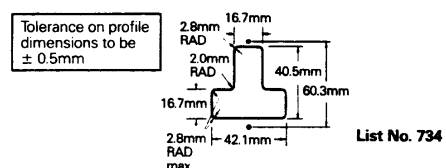
Physical

Ambient operating temperature:	- 5°C to + 40°C (not to exceed an average of more than 25°C in any 24 hour period).
IP Rating:	IP4X
Max.installation altitude:	2000 metres

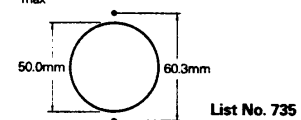
Installation

Socket outlets can be wall or bench mounted. Do not mount or use as a trailing socket or where they may be subjected to excessive moisture or dampness.

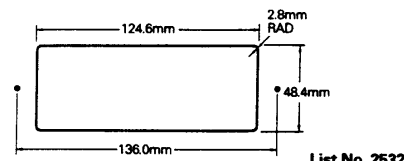
2A sockets are unshuttered. The 16th edition of the IEE Wiring Regulations (Section 553-01-04) does not recommend the use of unshuttered sockets in household situations.

Panel mounting sockets**Cut-out details**

List No. 734



List No. 735



List No. 2532

The panel onto which the socket-outlets are mounted must extend a minimum of 10mm in each direction from the aperture. Maximum panel thickness 2mm

Cable Management

Most Socket outlets can be mounted in a variety of M.K. trunking systems. See M.K. catalogue for further details.



For further information
telephone: 01268 563720