

Masterseal
Socket Outlets
1:3




PRODUCT RANGE	
Socket Outlets	
1 gang, unswitched	56480 GRY/WHI
2 gang, unswitched	56481 GRY/WHI
2 gang, switched	56482 GRY/WHI

Standards and approvals

Socket outlets comply with BS 1363: Part 2: 1995

Sentrysocket complies with BS 7288: 1990 and BSEN 50082-1

All products comply with or allow compliance with the 16th Edition of the IEE Wiring Regulations (BS 7671).



Masterseal™ Socket Outlets

Description

A range of sockets outlets specifically designed for use outdoors or in areas heavily exposed to dust and/or splashing water. Constructed from extremely robust polycarbonate, the range is sealed to IP56 against dust, water and is impact resistant and will completely protect virtually any 13 amp plug* allowing safe connection to any appliance.

RCD protection

The Masterseal range includes the RCD protected Sentrysocket which cuts power when there could be danger of an electric shock and, in the event of a power interruption, will trip, preventing machinery suddenly restarting when power returns. See separate Technical Data Sheet.

*When in doubt, please use an MK plug.

IP56 Protection

Each digit in the IP (Ingress Protection) rating denotes resistance to dust and water. The Masterseal IP56 rating breakdown as follows:


IP	5	6	5
Ingress protection	Dustproof to sawdust, dust and other small particles	Waterproof to strong jets of water, from any direction	Impact resistance All products have impact resistance equivalent to a 500g object falling from a height of 400mm

Impact Resistance

All Masterseal products have an impact resistance equivalent to a 500g object falling from a height of 40cm.

Boxes

Rear entry back boxes (56504, 56505) are to be used in 'tamper proof' surface mounted situations or flush mounting when used with Flush Mounting Bezels (56502, 1 gang/56503, 2 gang). These boxes must also be used if cable or conduit enters the enclosure from the rear.



Features

- IP56 protected to BS EN 60529: 1992
- Winner of Electrical Review industry awards
- Ideal for gardens, workshops, industry, farm buildings, swimming pools etc.
- Easy to install: captive, backed out terminal screws, clearly marked top facing terminals, push fit knockouts and conduit entries
- Smooth, curved design is aesthetically pleasing and adds to strength
- Special gel seal gives complete protection

**Masterseal
Socket Outlets**

2:3



TECHNICAL SPECIFICATION	
Electrical	
Voltage rating:	250V a.c.
Current rating:	13A per socket outlet
Physical	
Ambient operating temperature:	-5°C to +40°C
IP rating:	IP56
Max. installation altitude:	2000 metres

Installation

There are four mounting options for the Masterseal range:



Flush mounting for plaster/tilled walls

Ideal for environments where hygiene is paramount, for example, hospitals. The Flush Mounting Frame is provided with spacers which are used to adjust the height of the box depending upon the depth of plaster, tiling or rendering to be applied to the mounting surface.



Flush mounting for any finished surface

The Bezel provides an alternative method of flush mounting in areas where hygiene is important e.g. food preparation areas. This bezel can be used on any finished surface e.g. brick or cavity walls. The bezel should be used in conjunction with the rear entry back box.



Surface mounting, rear entry

This option is for use in 'tamper proof' environments e.g. schools and public areas. For this application the cable or conduit enters the Masterseal enclosure from the rear only (there are no side entries).



Surface mounting for side entry conduit

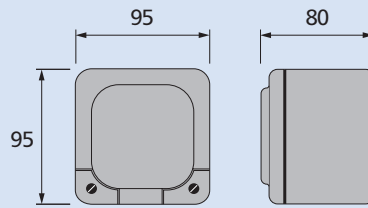
The basic Masterseal unit comes complete with a standard surface mounting back box. This enables top, bottom or side entry for the cable or conduit.

**Masterseal
Socket Outlets**

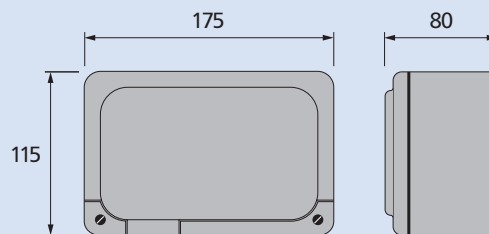
3:3



Dimensions (mm)

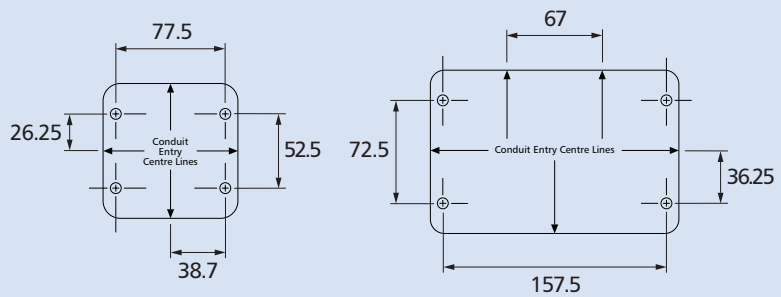


1 gang



2 gang

Masterseal fixing dimensions



Flush Mounting Bezels

